



2018-2019 IUPUI BASKETBALL GAME NOTES

IUPUI

SCHEDULE/RESULTS

(11-9, 3-4 HORIZON)

Date	Opponent	Result/Time
Oct. 29	# Central State	W, 86-52
Nov. 6	at Xavier	L, 69-82
Nov. 10	Eastern Illinois	W, 71-65
Nov. 14	^ at Boston College	W, 76-69
Nov. 16	^ at Richmond	L, 70-78
Nov. 23	^ vs. St. Francis (NY)	W, 68-48
Nov. 24	^ vs. Grambling State	W, 80-69
Nov. 28	Bradley	W, 85-73
Dec. 1	Ball State	L, 75-85
Dec. 6	IU Kokomo	W, 95-64
Dec. 12	IU Northwest	W, 116-79
Dec. 15	Western Illinois	W, 82-68
Dec. 18	at Purdue Fort Wayne	L, 77-87
Dec. 21	at Morehead State	L, 70-74
Dec. 28	*at Northern Kentucky	L, 77-92
Dec. 30	*at Wright State	L, 64-82
Jan. 4	*at UIC	W, 66-64
Jan. 10	*Cleveland State	W, 90-74
Jan. 12	*Youngstown State	L, 76-82
Jan. 17	*at Green Bay	W, 76-70
Jan. 19	*at Milwaukee	L, 57-64
Jan. 24	*Oakland	11:00 am
Jan. 26	*Detroit Mercy	1:00 pm
Feb. 1	*Northern Kentucky	7:00 pm
Feb. 3	*Wright State	1:00 pm
Feb. 9	*UIC	1:00 pm
Feb. 14	*at Youngstown State	7:00 pm
Feb. 16	*at Cleveland State	1:00 pm
Feb. 22	*Milwaukee	7:00 pm
Feb. 24	*Green Bay	1:00 pm
Feb. 28	*at Detroit Mercy	8:00 pm
Mar. 2	*at Oakland	4:00 pm
Mar. 5-6	& HL Quarterfinals	7:00 pm
Mar. 11	& HL Semifinals	tbd
Mar. 12	& HL Championship	tbd

denotes exhibition
 * denotes Horizon League games
 ^ part of Fort Myers Tip-Off
 (first two games on campus sites / last two at Niagara)
 & denotes Horizon League Tournament games
 (quarterfinals on campus sites / semis and finals in Detroit)

MEDIA COVERAGE

TV: ESPN+

Greg Rakestraw (pxp); Bob Lovell (analyst)

Video Stream: WatchESPN

Audio: none

Live Stats: IUPUIJags.com

Twitter: @IUPUIJaguars / @IUPUIMensBball

MBB CONTACT

Ed Holdaway - IUPUI Assistant AD

Email: eholdawa@iupui.edu

Twitter: @EdHoldaway

Cell: 317-908-2645

'03 NCAA TOURNAMENT, 2010 CBI

IUPUI (11-9, 3-4 HL) vs. OAKLAND (9-11, 5-2 HL)

Thursday, January 24, 2019 • 11:00 a.m. • Indianapolis, Ind. • Indiana Farmers Coliseum (6,800)





STAT BREAKDOWN

IUPUI		OU
77.0	PPG	77.6
72.9	Opp. PPG	75.0
.454	FG%	.472
.436	Opp. FG%	.491
37.7 (+4.5)	RPG (Margin)	29.8 (-4.8)
.334	3FG%	.417
.715	FT%	.745
14.6 (-0.3)	TO/G (Margin)	12.3 (-0.5)
192	NCAA Eval. Tool (NET)	228

SERIES BREAKDOWN

Overall:	17-27
Gardner vs. OU:	1-2
in Rochester:	3-17
in Indianapolis:	11-8
neutral:	3-2
Last Meeting:	Mar. 4, 2018
Outcome:	Oakland 62, IUPUI 55 (Detroit, Mich.)
Streak:	OU has won 1
Quick Note:	OU eliminated IUPUI from last year's HL Tourney; the 2 teams 5th conf. tourney meeting ever

THE JAGUARS



PROBABLE STARTERS

No.	Name	Yr.	Pos.	Ht.	Hometown	PPG	RPG	APG	FG%	3FG%	FT%
5	Camron Justice	Jr.	G	6-3	Hindman, Ky.	19.6	3.0	2.7	.444	.342	.869
22	D.J. McCall	Sr.	G	6-6	Fort Wayne, Ind.	7.1	5.5	2.1	.445	.308	.711
23	Grant Weatherford	So.	G	6-2	Cicero, Ind.	6.6	3.1	2.8	.506	.417	.769
24	Evan Hall	Sr.	F	6-7	Hindman, Ky.	9.0	5.2	1.2	.490	---	.315
32	Elyjah Goss	So.	F	6-7	Plainfield, Ill.	7.7	7.3	0.9	.537	.333	.696

OFF THE BENCH

0	Jaylen Minnett	So.	G	6-1	Terre Haute, Ind.	10.7	1.8	1.7	.358	.324	.833
2	Jakoby Kemp	So.	F	6-8	Layton, Utah	3.8	1.0	0.3	1.000	---	.833
4	Jack Hansen	Fr.	F	6-7	Noblesville, Ind.	2.9	1.9	0.5	.298	.294	.875
10	Nick Rogers	Jr.	G	6-1	Indianapolis, Ind.	5.2	1.2	1.4	.500	.410	.724
11	Brandon Kenyon	Fr.	F/C	6-10	Caledonia, Ontario	2.6	1.1	0.1	.375	.000	.667
15	Ahmed Ismail	Sr.	C	7-1	Cairo, Egypt	7.0	4.9	0.7	.563	.500	.661
25	Trevor Johnson	Jr.	G	6-2	Flagstaff, Ariz.	0.3	1.2	0.7	.250	.000	---
55	Daniel Alston	Fr.	G	6-0	Champaign, Ill.	0.5	0.3	0.0	.500	.000	---

QUICK HITTERS

- IUPUI ranks 25th in the country in free throws made (326) and 26th in free throws attempted (456) while **Camron Justice** ranks 41st nationally in free throws made (41).
- Justice comes in having scored in double-digits in 19 straight games - tied for the fifth-longest streak in IUPUI's D1 history. Only George Hill (29), Alex Young (26 & 22 game streaks) and Odell Bradley (22) have registered longer streaks of double-digit scoring games for the Jaguars. Justice currently ranks 50th nationally in scoring (19.6 ppg) and 38th nationally in free throw percentage (86.9%).
- IUPUI's 8-3 start to the season was the program's best since 2009-10 - that team finished 25-11 overall. The Jaguars' five November wins matched the program's highest total since 2009 as well. IUPUI's eight non-conference wins are also the program's most since winning nine in 2009-10.
- IUPUI opened Horizon League with one of the toughest three-game starts in league history, facing the top three picks in the league's preseason polls, all on the road. The Jags went 1-2 during that span with loss at Northern Kentucky and Wright State before winning at UIC to cap the stretch.
- Head coach **Jason Gardner** enters his 5th season on the Jaguars' sidelines, boasting a 59-86 career record. He's 33-40 (.452) in league games and guided the Jags to The Summit League Tourney Semifinals in his 3rd season in 2016-17.
- IUPUI is seven years removed from a winning season as current Georgia State head coach **Ron Hunter** guided the Jaguars to a 19-14 mark in the 2010-11 campaign. Hunter was named to the IUPUI Hall of Fame this season.

SIGHTS & SOUNDS

- Today will undoubtedly be the LOUDEST crowd of the Jaguars' home season as the department hosts the 2nd annual 'Readers Become Leaders' program, in conjunction with the NCAA. Roughly 2,000 third-graders from throughout Central Indiana are expected to attend today's festivities and WISH-TV's Charlie Clifford will emcee the halftime entertainment. Last year's event drew 2,263 as the Jags hosted Wright St. on Feb. 23 and defeated the Raiders, 66-56.
- Head Coach **Jason Gardner** and his staff will be wearing sneakers, both today and Saturday (Jan. 26), as part of the annual NABC Suits And Sneakers Week (Jan. 21-27) for the Coaches vs. Cancer initiative.
- TODAY** is IUPUI's 50th Birthday - there will be a rendition of Happy Birthday performed by the students in attendance as part of the 50th anniversary celebration.

2018-2019 ROSTER

NUMERIC ROSTER

##	Name	Pos.	Ht.	Wt.	Yr.	Hometown/High School (Previous)
0	Jaylen Minnett	G	6-1	180	So.	Terre Haute, Ind./Terre Haute South
1	# Jamil Jackson Jr.	G/F	6-6	190	Jr.	Minneapolis, Minn./Minneapolis North (Southern Utah)
2	Jakoby Kemp	F	6-8	190	So.	Layton, Utah/Layton (Salt Lake C.C.)
4	Jack Hansen	F	6-7	205	Fr.	Noblesville, Ind./Guerin Catholic
5	Camron Justice	G	6-3	180	Jr.	Hindman, Ky./Knott County Central (Vanderbilt)
10	Nick Rogers	G	6-1	170	Jr.	Indianapolis, Ind./Traders Point Academy (Toledo)
11	Brandon Kenyon	F/C	6-10	225	Fr.	Caledonia, Ontario/RISE Prep
14	# Marcus Burk	G	6-3	205	Jr.	Indianapolis, Ind./Franklin Central (Campbell)
15	Ahmed Ismail	C	7-1	260	Sr.	Cairo, Egypt/Nakhas Zagazig (Manhattan)
22	D.J. McCall	G	6-6	190	Sr.	Fort Wayne, Ind./Concordia Lutheran
23	Grant Weatherford	G	6-2	185	Jr.	Cicero, Ind./Hamilton Heights (Midland [Tex.] College)
24	Evan Hall	F	6-7	230	Sr.	Hindman, Ky./Knott County Central
25	Trevor Johnson	G	6-2	170	Jr.	Flagstaff, Ariz./Flagstaff (Mesa C.C.)
32	Elyjah Goss	F	6-7	195	So.	Bolingbrook, Ill./Plainfield East
55	Daniel Alston	G	6-0	175	Fr.	Champaign, Ill./Judah Christian

COACHING STAFF

Head Coach:	Jason Gardner
Alma Mater:	Arizona, '11
Career Record:	(59-86; 5th season)
IUPUI Record:	(59-86; 5th season)
Conference Record:	(33-40; 5th season)
Associate Head Coach:	Byron Rimm II
Alma Mater:	Cal State Los Angeles, '99
Assistant Coach:	Matt Bringman
Alma Mater:	Palm Beach Atlantic, '06
Assistant Coach:	Matt Dunn
Alma Mater:	Fort Hays State, '07
Dir. of Operations:	Isaac Loechle
Alma Mater:	Indiana, '01
Strength Coach:	Jason Quarles
Alma Mater:	IUPUI, '12

PRONUNCIATION GUIDE


ELYJAH Goss	(same as Elijah)
Jaylen MINNETT	(min-NET)
AHMED ISMAIL	(AH-med ISH-male)

will sit out the 2018-19 season as a Division I transfer


RADIO / TV ROSTER



#0 - JAYLEN MINNETT
6-1 // Soph. // G
Terre Haute, Ind.



#2 - JAKOBY KEMP
6-8 // Soph. // F
Layton, Utah




#4 - JACK HANSEN
6-7 // Fr. // F
Noblesville, Ind.



#5 - CAMRON JUSTICE
6-3 // Jr. // G
Hindman, Ky.



#10 - NICK ROGERS
6-1 // Jr. // G
Indianapolis, Ind.



#11 - BRANDON KENYON
6-10 // Fr. // F/C
Caledonia, Ontario



#15 - AHMED ISMAIL
7-1 // Sr. // C
Cairo, Egypt



#22 - D.J. McCALL
6-6 // Sr. // G
Fort Wayne, Ind.



#23 - GRANT WEATHERFORD
6-2 // Soph. // G
Cicero, Ind.




#24 - EVAN HALL
6-7 // Sr. // F
Hindman, Ky.



#25 - TREVOR JOHNSON
6-2 // Jr. // G
Flagstaff, Ariz.



#32 - ELYJAH GOSS
6-7 // Soph. // F
Bolingbrook, Ill.



#55 - DANIEL ALSTON
6-0 // Fr. // G
Champaign, Ill.



JASON GARDNER
Head Coach
5th season

CAREER DOUBLE-DIGIT PERFORMANCES/STARTS

Double-Digit Scoring Games

Name	Season	Career
Goss	7	8
Hall	7	31
Hansen	1	1
Ismail	7	7
Justice	19	19
McCall	6	19
Minnett	10	17
Rogers	3	6
Weatherford	5	5

20+ Point Scoring Games

Name	Season	Career
Hall	0	2
Justice	10	10
McCall	0	2
Minnett	2	2
Weatherford	1	1

30+ Point Scoring Games

Name	Season	Career
Justice	1	1

Double-Digit Reb. Games

Name	Season	Career
Goss	6	7
Hall	1	10
Ismail	1	1
McCall	1	4

Double-Doubles

Name	Season	Career
Goss	3	3
Hall	1	6
Ismail	1	1

Games Started

Name	Season	Career
Goss	20	20
Hall	19	82
Ismail	1	1
Justice	20	20
McCall	20	84
Minnett	0	4
Rogers	0	25
Weatherford	20	20

POLLS

ASSOCIATED PRESS		COACHES	
<i>Week 12</i>		<i>Week 12</i>	
Rank	Team (1st)	Rank	Team (1st)
1.	Tennessee (48)	1.	Tennessee (30)
2.	Duke (11)	2.	Duke (2)
3.	Virginia (3)	3.	Virginia (3)
4.	Gonzaga	4.	Gonzaga
5.	Michigan	5.	Michigan State
6.	Michigan State	6.	Michigan
7.	Nevada	7.	Nevada
8.	Kentucky	8.	Virginia Tech
9.	Kansas	9.	Kentucky
10.	Virginia Tech	10.	Kansas
11.	North Carolina	11.	Marquette
12.	Marquette	12.	North Carolina
13.	Maryland	13.	Texas Tech
14.	Texas Tech	14.	Buffalo
	Buffalo	15.	Auburn
16.	Auburn	16.	Maryland
17.	Houston	17.	Houston
18.	Villanova	18.	Villanova
19.	Iowa	19.	NC State
20.	Ole Miss	20.	Ole Miss
21.	NC State	21.	Iowa
22.	Mississippi State	22.	Mississippi State
23.	Louisville	23.	Florida State
24.	Iowa State	24.	Louisville
25.	LSU	25.	Iowa State

MID-MAJOR TOP 25

<i>January 21</i>					
Rk	Team (1st)	Record	Pts.	Prev.	Conf.
1.	Gonzaga (31)	18-2	775	1	West Coast
2.	Buffalo	17-1	744	2	Mid-American
3.	Wofford	15-4	701	3	Southern
4.	Murray State	15-2	670	4	Ohio Valley
5.	Hofstra	17-3	624	5	Colonial
6.	San Francisco	16-3	590	9	West Coast
7.	UNC Greensboro	17-3	566	10	Southern
8.	Lipscomb	13-4	538	11	Atlantic Sun
9.	ETSU	16-5	453	8	Southern
10.	UC Irvine	15-5	439	7	Big West
11.	Belmont	13-4	430	6	Ohio Valley
12.	Liberty	16-4	425	16	Atlantic Sun
13.	Stony Brook	16-3	389	14	America East
14.	Vermont	15-4	350	23	America East
15.	Toledo	15-3	344	15	Mid-American
16.	New Mexico State	15-4	334	17	Western Athletic
17.	Texas State	16-3	246	22	Sun Belt
18.	South Dakota State	15-6	244	19	Summit
19.	Furman	15-4	241	12	Southern
20.	Georgia State	14-5	142	18	Sun Belt
21.	Yale	11-3	131	24	Ivy League
22.	Montana	12-6	114	20	Big Sky
23.	Charleston	14-6	88	13	Colonial
24.	UCSB	14-3	67	25	Big West
25.	Jacksonville State	14-5	62	NR	Ohio Valley

HORIZON LEAGUE PRESEASON POLLS

Pl. School (1st-place) - Votes

1.	Wright State (25) - 377
2.	Northern Kentucky (10) - 356
3.	UIC (4) - 310
4.	Oakland - 239
5.	Green Bay - 238
6.	IUPUI - 188
7.	Cleveland State - 175
8.	Milwaukee (1) - 140
9.	Youngstown State - 104
10.	Detroit Mercy - 73

Preseason POTY: Drew McDonald, Northern Kentucky

First Team (alphabetical order by school)

Tyree Appleby, Cleveland State
Sandy Cohen III, Green Bay
Drew McDonald, Northern Kentucky
Marcus Ottey, UIC
Loudon Love, Wright State

Second Team (alphabetical order by school)

Kameron Hankerson, Green Bay
Jalen Tate, Northern Kentucky
Tarkus Ferguson, UIC
Mark Hughes, Wright State
Naz Bohannon, Youngstown State

HORIZON LEAGUE

HORIZON LEAGUE STANDINGS		
<i>through Jan. 23</i>		
Team	Overall (Pct.)	HL (Pct.)
Northern Ky	16-4 (.800)	6-1 (.857)
Oakland	9-11 (.450)	5-2 (.714)
Detroit Mercy	8-11 (.421)	5-2 (.714)
Green Bay	10-10 (.500)	4-3 (.571)
Wright State	10-10 (.500)	4-3 (.571)
Milwaukee	9-11 (.450)	3-4 (.429)
IUPUI	11-9 (.550)	3-4 (.429)
UIC	9-11 (.450)	3-4 (.429)
Youngstown State	6-15 (.286)	2-6 (.250)
Cleveland State	5-16 (.238)	0-8 (.000)

UPCOMING SCHEDULE

Date	Game	Time
1/24	*Oakland at IUPUI	11am
	*Detroit Mercy at UIC	7pm
	*Green Bay at Northern Ky.	7pm
	*Milwaukee at Wright St.	7pm
1/26	*Detroit Mercy at IUPUI	1pm
	*Youngstown St. at Cleveland St.	1pm
	*Oakland at UIC	4:12pm
	*Milwaukee at Northern Ky.	7pm
	*Green Bay at Wright St.	7pm
1/31	*Cleveland St. at Detroit Mercy	7pm
	*Youngstown St. at Oakland	7pm
2/1	*Wright State at UIC	7pm
	*Northern Ky. at IUPUI	7pm
	*Milwaukee at Green Bay	8pm
2/2	*Youngstown St. at Detroit Mercy	1pm
	*Cleveland St. at Oakland	3pm
2/3	*Wright St. at IUPUI	1pm
	*Northern Ky. at UIC	4:12pm
2/7	*Oakland at Wright St.	7pm
	*Detroit Mercy at Northern Ky.	7pm
	*Green Bay at Cleveland St.	7pm
	*Milwaukee at Youngstown St.	7pm
2/9	*UIC at IUPUI	1pm
	*Milwaukee at Cleveland St.	3pm
	*Green Bay at Youngstown St.	6pm
	*Oakland at Northern Ky.	7pm
	*Detroit Mercy at Wright St.	7pm
2/14	*IUPUI at Youngstown St.	7pm
	*UIC at Cleveland St.	7pm
	*Detroit Mercy at Milwaukee	8pm
	*Oakland at Green Bay	8pm
2/15	*Northern Ky. at Wright St.	9pm
2/16	*Detroit Mercy at Green Bay	1pm
	*UIC at Youngstown State	6pm
	*Oakland at Milwaukee	7pm
	*IUPUI at Cleveland State	7pm
2/21	*Cleveland St. at Wright St.	7pm
	*Youngstown St. at Northern Ky.	7pm
2/22	*Milwaukee at IUPUI	7pm
	*Green Bay at UIC	9pm

IUPUI IN HORIZON LEAGUE STATS		
<i>as of Jan. 19 [denotes NCAA ranking]</i>		
Category	HL [Nat Rk.]	Stat
Scoring	4th [82nd]	77.0 ppg
Scoring Defense	3rd	73.0 ppg
Scoring Margin	3rd	+4.0 ppg
Free Throw %	4th [139th]	71.5%
Field Goal %	4th [125th]	45.4%
Field Goal % Def	4th	43.6%
3Pt Field Goal %	10th	33.4%
3Pt Field Goal % Def	5th	34.2%
Rebounding Offense	2nd	37.7 rpg
Rebounding Defense	3rd	33.2 rpg
Rebounding Margin	1st [58th]	+4.5 rpg
Blocked Shots	t-6th	3.1 bpg
Assists	7th	14.1 apg
Steals	5th	6.7 spg
Turnover Margin	5th	-0.2 to/gm
Assist/TO Ratio	t-5th	0.97 a/to
Offensive Rebounds	2nd [70th]	11.7 rpg
Defensive Rebounds	4th	26.0 rpg
Defensive Reb. %	3rd	73.8%
Offensive Reb. %	2nd	32.8%
3Pt Field Goals Made	10th	6.8/game
Home Attendance	9th	1,270/game

Player Horizon [Nat'l Rk.] Stat

Elyjah Goss		
Off. Rebounding	4th	2.1 rpg
Rebounding	5th	7.3 rpg
Def. Rebounds	5th	5.2 rpg
Blocked Shots	t-10th	0.8 bpg

Evan Hall		
Blocked Shots	t-2nd	1.2 bpg
Off. Rebounding	t-6th	2.0 rpg
FG%	9th	49.0%
Rebounding	t-14th	5.2 rpg

Ahmed Ismail		
Off. Rebounds	t-15th	1.7 rpg
Rebounding	17th	4.9 rpg

Camron Justice		
Scoring	3rd [44th]	19.6 ppg
FT%	4th [50th]	86.9%
3FG	6th	2.5/gm
Steals	t-13th	1.2 spg

D.J. McCall		
Steals	t-9th	1.3 spg
Off. Rebounds	t-9th	1.9 rpg
Rebounding	t-11th	5.5 rpg
Def. Rebounding	t-12th	3.6 rpg

Jaylen Minnett		
3FG	t-11th	2.2/gm
Scoring	24th	10.7 ppg

Grant Weatherford		
FT%	11th	76.9%
Steals	t-13th	1.2 spg

JAGS FALL SHORT AT MILWAUKEE ON SATURDAY

IUPUI had its worst offensive evening of the 2018-19 season at Milwaukee on Saturday (Jan. 19) as the Jaguars fell to the homestanding Panthers, 64-57, nixing the bid to sweep the two-game road trip. IUPUI scored a season-low 57 points, and just 21 in the first half, and never fully recovered after digging into a hole early in the second half.

Junior Camron Justice scored a team-high 17 points and D.J. McCall added 13 points and five boards in the loss. Darius Roy and DeAndre Abram combined to score 44 points on 17-of-28 shooting and 6-of-9 from deep to anchor Milwaukee. Vance Johnson added eight points and seven boards off the Milwaukee bench.

IUPUI shot just 24 percent in the first half and compounded the shooting problems by only getting to the free throw line 11 times in the loss - a season-low in that category.

Here are some more tidbits from Saturday's defeat.

- The loss marked the first time this season IUPUI held an opponent under 70 points and lost, dropping to 8-1 overall.

- Senior Evan Hall tied his season-high with three blocked shots, marking his third three-block game of the season. Hall has swatted eight shots in the Jaguars' past three games and is well inside the program's top-10 all-time in that category.

- McCall scored in double-digits for the fourth straight game after doing so just three times in IUPUI's opening 16 games of the season.

- Milwaukee's 16 points in the paint were the fewest by an IUPUI foe this season.

- IUPUI came in as the top rebounding team in the Horizon League, but was out-rebounded 35-33 by the Panthers. Elyjah Goss led IUPUI with eight boards and Hall and McCall grabbed five each.

MILESTONES

- Senior Evan Hall became the 15th player in IUPUI history to grab 500 career rebounds at UIC (Jan. 4). Fellow senior D.J. McCall is bearing down on that number with 480 in his career.

- Thursday's game at Green Bay was Evan Hall's 100th career game played.

- Nick Rogers dished out the 100th assist of his IUPUI career at Wright State.

- Elyjah Goss grabbed his 200th rebound of his career at NKU and his 250th on Saturday at Milwaukee.

- Fifth-year senior D.J. McCall played his 2,500th career minute at NKU.

STREAKS

Justice has scored in double-digits in **19 straight games**.

Minnett has made a three in **23 straight games**, dating back to last season.

McCall has started **47 straight games**, dating back to last season.

INDICATORS

As the season wears on, two trends have become indicators as to how IUPUI will fare.

1.) IUPUI is 11-0 this season when shooting a higher percentage than their opponent. That number has been consistent under Gardner as IUPUI is 54-8 (.871) in his five seasons when shooting a higher percentage than their opponent.

2.) IUPUI is now 8-1 this season when holding opponents to 70 points or less. In IUPUI wins, IUPUI holds foes to 39.5 percent and an average of 67.5 points per game. In IUPUI losses, foes are shooting better than 49 percent and scoring an average of 80 points per game.

GLASS EATERS

IUPUI has been strong on the glass all year long, outrebounding foes by a league-best 4.5 rebounds per game to rank 65th in the country. However, the Jags have been particularly impressive on the glass to open league play with a league best +6.8 margin in the opening six games, while limiting opponents to just 30.9 rebounds per game.

DO IT INSIDE

Bucking the national trend, IUPUI relies heavily on the interior for points this season. The Jags average nearly 35 points per game in the paint and also rank among the nation's leaders in free throws made and attempted.

In league play, IUPUI is hitting a league low 5.7 treys per game while the next lowest in the league is making 7.3 threes per game.

HEAVY HITTERS

IUPUI opened conference play with arguably the toughest opening schedule in Horizon League history, taking on the top three picks in the league's preseason polls, all on the road. The trio of Wright State, Northern Kentucky and UIC collected 39 of the 40 possible first-place votes and easily separated from the second tier of selections.

The Jaguars dropped the first two of the three-game stretch, losing at Northern Kentucky and Wright State, before rebounding to win at UIC last Friday (Jan. 4).

FREE MONEY

IUPUI enters play ranked among the nation's leaders in both free throws made (326) and free throws attempted (456). Junior Camron Justice is 38th in free throw percentage (86.9%) and 41st in free throws made (91).

Justice has done unprecedented damage at the free throw line already this season, boasting a pair of games with double-digit makes and no misses. He went 13-for-13 at Boston College, tying for the fourth most makes in a game in program history without a miss. He upped the ante against Bradley, hitting 15 without a miss, giving him the third highest total in school history without a miss (tops in the D1 era).

HE GO, WE GO - JUSTICE NOTES

In this instance, 'he' being Camron Justice. IUPUI is 7-3 this season when Justice scores 20-or-better. Justice was the first IUPUI player to score 20-or-more in four straight games since Jan. 14-28, 2012 when Alex Young went for 27-27-26-22 in a four-game span.

- The Kentucky-native has led IUPUI in scoring in 14 of 20 games after being held to

just nine points in the season opener. In that game, he had just nine points before he was ejected midway through the first half for tripping an opponent, which was called a flagrant 1 foul.

D.J. SPINNIN'

Senior D.J. McCall is playing the best basketball of his career recently, having scored in double-digits in a career-best four straight games entering today's contest. During the four-game span, McCall is averaging 14.5 points per game and shooting 20-of-37 (54.1 percent) from the floor and 16-of-19 (84.2 percent) from the foul line.

TURN BACK THE CLOCK

IUPUI got a skosh younger over the holiday break in terms of years of eligibility remaining. Grant Weatherford was awarded a clock extension from the NCAA in December, allowing him a sixth year in which to complete his four playing seasons - thus making him a sophomore eligibility-wise. IUPUI Associate AD for Compliance Laura Hue took the lead on applying for the successful waiver.

CALL ME ISMAIL

After a slow start to his IUPUI career, senior center Ahmed Ismail is now making his presence felt off the Jaguars' bench. Ismail scored just 10 points total in his first five IUPUI games, but is since averaging 8.7 points and 5.4 rebounds since while shooting 47-of-79 (59.5%) from the floor.

CLASS ACTS

Nine Jaguars were named to the department's Academic Advisor's List for the fall semester for earning a 3.0 GPA or better - Daniel Alston, Elyjah Goss, Jack Hansen, Jamil Jackson, Trevor Johnson, Jakoby Kemp, Brandon Kenyon, D.J. McCall and Grant Weatherford. Hansen notched a perfect 4.0 GPA during the fall semester.

BEST START SINCE...

The Jags' 8-3 start was the program's best start in head coach Jason Gardner's five seasons and best start since the 2009-10 season. That squad finished 25-11 overall and earned a spot in the CBI that season. This marks the first time Gardner has had IUPUI above .500 beyond the fourth game of any of his five seasons.

ROLLING ON DUBS

IUPUI has points-rebounds double-doubles from three different players this season as Elyjah Goss, Evan Hall and Ahmed Ismail have all pulled the trick. For perspective, IUPUI hasn't had three different players get double-doubles in a season since 2013-14 when four different players registered at least one (Marcellus Barksdale, Donovan Gibbs, Khufu Najee & Mitch Patton).

BLOW OUT THE CANDLES

Head coach Jason Gardner celebrated his 38th birthday in style, collecting his 50th career head coaching win at Boston College on November 14. The win was the Jaguars' first over an ACC opponent since 2001 and first over a Power 5 school since winning at Seton Hall in 2009.

Gardner is third on the program's all-time wins list at 59, but is a far cry from the top two in program history. Current Georgia State head coach Ron Hunter (275) and IUPUI Hall of Famer Bob Lovell (195) own the top two spots in program history.

SHARING THE WEALTH

IUPUI has had nine different players have hit for 10-or-more points at least once this season. Nick Rogers became the most recent player to tally double-digits, joining a group that includes Elyjah Goss, Evan Hall, Jack Hansen, Ahmed Ismail, Camron Justice, D.J. McCall, Jaylen Minnett and Grant Weatherford.

HOT BENCH

A staple under head coach Jason Gardner has been his teams' bench scoring as the IUPUI leader likes to play 9-10 players and use his bench frequently. Gardner's teams have matched or outscored the opposition's bench in 106 of 143 games (74.1 percent), including 15 of 19 games this season. All total, the IUPUI bench is averaging 28 points per game this season and outscoring opponents' benches by eight points per game. The Jags' bench scored a season-high 66 points in the win over IU Northwest.

700 DAYS

IUPUI junior guard Camron Justice was 700 days removed from his last competitive basketball game when the Jags took the floor against Xavier. Justice played just more than a season at Vanderbilt before joining the IUPUI program prior to last fall and sitting the full season as a transfer. Prior to Xavier, Justice last played in a game on Dec. 6, 2016 when the Commodores defeated High Point.

Justice and Evan Hall were high school teammates at Knott County Central (Ky.) High School, helping the Patriots to four straight state tournament appearances. Justice finished his high school career with 3,588 points and 393 treys before being named the 2015 Kentucky Mr. Basketball.

POWER PLAYERS

Three members of the IUPUI roster have spent time at Power 5 universities prior to joining the IUPUI program. Camron Justice played two seasons at Vanderbilt prior to joining the Jaguars last season to sit out his year in residency. Grant Weatherford redshirted the 2015-16 as a true freshman at Purdue University before later attending Midland (Texas) College before coming to IUPUI. Sophomore Jakoby Kemp redshirted the 2016-17 season at Mizzou for Kim Anderson before transferring to Salt Lake Community College last season and joining the Jaguars this offseason.

BRAND NEW BENCH

NEWS, NOTES & STORYLINES (CONT.)

With the abrupt departure of longtime Associate Head Coach Matt Crenshaw to Ball State in October, the Jaguars have nearly an entirely new bench this season. Matt Bringman enters his second season on the IUPUI sidelines while Matt Dunn joined the program from Northern Arizona in August. Former Anderson University player Isaac Loechle (pronounced LOCK-lee) joined the IUPUI program as Director of Operations in July after Senior Advisor Andy Fagan opted to leave the coaching ranks immediately after last season. Most recently, Byron Rimm II, who spent 10 years as head coach at Prairie View A&M, joined the staff as associate head coach.

NEW LOOK

Not only does IUPUI have a new look on the bench this season, the Jaguars also have a new apparel provider this season, having switched from Nike to adidas this summer. IUPUI will have three different uniform combinations - red on white at home, white on red on the road and an alternate red on black for road games as well.

LOOKING AHEAD

As he likes to do, Gardner has two Division I transfers waiting in the wings for next season in juniors Jamil Jackson (Southern Utah) and Marcus Burk (Campbell). Jackson, a native of Minneapolis, was limited to five games last season at Southern Utah, totaling 14 points and two boards. The year prior, he was an NJCAA honorable mention All-American at Williston State where he averaged 16.3 points and 6.4 rebounds per game.

Burk, an Indianapolis-native and graduate of Franklin Central, comes home after two successful seasons at Campbell University. The 6-foot-3 sharpshooter averaged 14.8 points per game last season while hitting 91-of-226 (40.3 percent) from three-point range. In two years at Campbell, Burk averaged 11.2 points per game and hit 158 treys at a 40.2 percent clip. As a senior at Franklin Central, he averaged 25.3 points, 5.7 rebounds and 2.7 assists per game.

Both will have two years of eligibility remaining, beginning next season.

NEW TOURNEY FORMAT

The Horizon League Tournament will take on a new format this season as only the top eight teams will make the postseason instead of the 10-team all comers event.

The quarterfinals round will be played on Mar. 5-6 on campus sites with the top four seeds getting to host games. From there, the semifinals and championship game will be played at Little Caesars Arena in Detroit, Mich., on Mar. 11-12.

PRODUCING PROS

This past offseason, Gardner saw three of his former players ink their first professional contracts at Aaron Brennan inked a deal with the Walter Tigers in Germany and Kellon Thomas followed suit, joining with the EVL Baskets Limburg in Germany. Maurice Kirby inked a deal with Club Sayago in Uruguay.

IUPUI has eight individuals playing professionally at this point, keyed by George Hill, who enters his 11th season in the NBA and second season with the Cleveland Cavaliers. He's started all six games to start this season and is averaging 12.3 points and 2.3 assists per game.

In addition, Darell Combs, Robert Glenn and Alex Young are all thriving overseas.

AT THE HORN

Winning games at the horn has been a staple of head coach Jason Gardner's squads. Since Gardner took over, IUPUI has won five games in the closing seconds, including three as time expired:

P.J. Boutte - 15' floater at the horn vs. Ball State (71-69 / Nov. 22, 2014)

Marcellus Barksdale - layup at the horn at IPFW (84-82 / Jan. 23, 2016)

Jordan Pickett - wing 3 with :02 vs. NDSU (73-72 / Jan. 31, 2016)

Darell Combs - wing J with :01.5 vs. SDSU (85-83 / Jan. 18, 2017)

Evan Hall - layup at the horn vs. Milwaukee (72-71 / Jan. 10, 2018)

IUPUI AT 50

IUPUI is currently amidst a 50th anniversary year with the official 50th anniversary landing on Jan. 26, 2019.

Founded in 1969, IUPUI is an urban campus in Indianapolis, the 15th largest city in the United States, with a population of 2 million in the metro area. The campus is just west of downtown, within walking distance of the state capitol and other governmental offices and the site of numerous nationally renowned businesses and art, sports, education, and health facilities.

In 1968, Dr. Maynard K. Hine, dean of the IU School of Dentistry began working with then Indianapolis Mayor Richard Lugar, IU President Joseph L. Sutton, Purdue President Frederick L. Hovde, and other forward-thinking community leaders to establish IUPUI in 1969 through the merger of the Indianapolis extension programs of both IU and Purdue. Some schools, however, were established before the merger, including the IU School of Medicine, IU School of Dentistry, IU Robert H. McKinney School of Law, IU School of Liberal Arts, and IU Herron School of Art.



HUNTER TO THE HALL

Longtime IUPUI head coach Ron Hunter was announced as part of the Jaguars' Hall of Fame Class of 2019 on Thursday, Nov. 29 and will officially be inducted in February. He is joined in this year's class by Elizabeth (Bourgeois) Schaller (swimming) and Kristi (O'Brien) Mosler (golf).

Hunter guided the IUPUI basketball program from 1994-2011 and is the program's all-time leader in wins (275), winning percentage (.557), games coached (494), winning seasons (11) and 20-win seasons (4). He guided IUPUI to its only ever NCAA Division I NCAA Tournament appearance in 2003. Led by future NBAer George Hill, his 2007-08 team won a school record 26 games and two years later, his team went 25-11 and collected the program's first-ever Division I postseason win. He was a two-time league Coach of the Year and clearly elevated the program during his tenure.

He earned national acclaim for his work with Samaritan's Feet as the first in the country to coach a game in his bare feet in January 2008 to raise awareness for those in need. He later personally delivered shoes to individuals in Peru and Costa Rica. He collected numerous honors for his philanthropic work including being named a 2008 ABC News Person of the Year, the 2010 Indiana Pathfinder Award recipient and an NABC Guardians of the Game Pillar Award for Service.

UNIVERSITY QUICK FACTS

Location	Indianapolis, Ind.
Founded	1969
Nickname	Jaguars
Colors	Red, gold & black
Enrollment	30,690
Affiliation	NCAA Division I
Conference	The Horizon League
Home Facility (Cap.)	Indiana Farmers Coliseum (6,800)
Chancellor	Dr. Nasser Paydar
Athletics Director	Dr. Roderick Perry
Website	www.IUPUIJags.com
Twitter	@IUPUIJaguars
Athletics Phone	(317) 278-5247
Mailing Address	1000 Waterway Blvd. Indianapolis, IN 46202

BASKETBALL HISTORY

First Yr. of basketball	1972
Seasons of basketball	47th
Seasons of Division I basketball	21st
Division I (1998-pres.) Record	259-285 (.476)
NCAA Appearances	1
Last NCAA Appearance	2003
Last Postseason Appearance	2010 (CBI - Second Round)

UNIVERSITY NOTES

ABOUT THE UNIVERSITY

IUPUI is a public research university located in downtown Indianapolis that is the result of a merger of the Purdue Indianapolis Extension Center (1946) and Indiana University Indianapolis (1916). The merger was completed in 1969 and athletics began in 1972.

The university offers more than 200 degree programs and boasts an enrollment over 30,000 (22,000 undergrad and 8,000 postgrad). The university also boasts an endowment of more than \$850 million.

The university is ranked among the Top 200 "National Universities" and ranked 7th for "Up and Coming Schools." U.S. News has ranked IUPUI among the nation's elite for 13 straight years.

All total, the campus covers 509 acres and is located along Indy's Cultural Trail.

IUPUI includes the nation's largest nursing school, the second largest medical school in the country, the only dental school in the state, and the country's oldest school of physical education. IUPUI is among the top 20 campuses in the nation for graduate professional degrees conferred

ATHLETIC PROWESS

IUPUI was a primary beneficiary of the 1987 Pan-American Games in Indianapolis and continues to boast some world renowned facilities.

The IU Natatorium is located on the IUPUI campus and is among the best swimming & diving facilities in the world. It has hosted the U.S. Olympic Team Trials four different times and 12 NCAA National Championship meets. In addition, the 2017 World Juniors were held at IUPUI and 16 world records have been set in the Natatorium water.

Adjacent west is the Michael A. Carroll Track & Soccer Stadium which has hosted several USA Outdoor Track & Field Championships and NCAA Championships, along with the 1988 US Olympic Trials. Florence Griffith-Joyner set the 100m world record of 10.49 on the track.

In basketball circles, IUPUI is best known as the long-time host of the Nike All-American Camp, which was held on campus for two decades. The nation's top prep players and coaches from every level converged on campus for two weeks each summer in what was considered the elite college recruiting event of the year. Alum included LeBron James, Chris Webber, Allen Iverson, Kevin Garnett, Jason Kidd and Paul Pierce, among many others.

GEORGE HILL

IUPUI's best known basketball alum is current NBAer George Hill, who is in his 11th year in the league this season. Hill was originally drafted by the San Antonio Spurs (1st rd., 26th overall) in 2008.

He's played for the Spurs (2008-11), Indiana Pacers (2011-16), Utah Jazz (2016-17), Sacramento Kings (2017-18), Cleveland Cavaliers (2018) and Milwaukee Bucks (2018-pres.). He's played in nearly 700 regular season games, making well over 400 career starts and averaging 11.6 points per game in his NBA career.

Entering this season, he's played in 102 career playoff games, starting 90 times and averaging 12.4 points per game.



2018-2019 MISCELLANEOUS STATISTICS

IUPUI'S RECORD WHEN...

	'18-19 Overall	'18-19 Horizon	Under Gardner
Home:	6-2	1-1	36-20
Away:	3-7	2-3	20-61
Neutral:	2-0	0-0	3-5
Overtime:	0-0	0-0	5-6
Lead @ Halftime:	9-2	3-0	44-14
Trail @ Halftime:	2-7	0-4	11-68
Tied @ Halftime:	0-0	0-0	4-4
Leading w/ 5:00 left:	10-1	2-0	50-7
Trailing w/ 5:00 left:	1-8	1-4	4-75
Tied w/ 5:00 left:	0-0	0-0	5-4
Shooting 50% or better:	5-1	1-0	27-4
Shooting 40-50%:	4-4	1-3	28-39
Shooting less than 40%:	2-4	1-1	4-43
Shooting better % than opp.	11-0	3-0	54-8
Shooting worse % than opp.	1-9	0-4	5-78
Scoring less than 60:	0-1	0-1	3-29
Score 60-69 pts:	2-2	1-1	10-29
Score 70-79 pts:	3-6	1-2	21-21
Score 80-89 pts:	3-0	0-0	19-7
Score 90+ pts:	3-0	1-0	6-0
Opp. scores less than 60:	1-0	0-0	11-5
Opp. scores 60-69 pts:	6-1	1-1	24-16
Opp. scores 70-79 pts:	4-3	2-1	16-31
Opp. scores 80-89 pts:	0-4	0-1	8-23
Opp. scores 90+ pts:	0-1	0-1	0-11
Commit less TO than opp.	4-5	0-2	27-36
Commit more TO than opp.	7-3	3-1	29-46
Commit same TO as opp.	0-1	0-1	3-4
Outrebound opponent:	10-2	3-1	40-26
Outrebounded:	1-7	0-3	17-57
Rebounding is equal:	0-0	0-0	2-3
Bench outscores opp.:	8-5	1-3	50-49
Bench is outscored:	0-3	1-1	7-31
Bench scoring is equal:	2-1	1-0	2-7
Hit more FT than opp.:	8-3	2-1	37-17
Hit less FT than opp.:	3-6	1-3	21-66
Hit same FT as opp.:	0-0	0-0	1-3
Hit more 3's than opp.:	4-2	1-0	26-30
Hit less 3's than opp.:	4-4	2-3	24-42
Hit same 3's as opp.:	3-3	0-1	9-14
Decided by 5 pts or less:	1-1	1-0	22-20
Decided by 6-10 points:	3-6	1-3	11-28
Decided by 10+ points:	7-2	1-1	28-38
In home whites:	6-2	1-1	37-20
In road blacks:	1-5	0-2	5-28
In road reds:	4-2	2-1	17-38
7 in double-digits:	0-0	0-0	1-0
6 in double-digits:	1-0	1-0	2-0
5 in double-digits:	2-1	1-1	7-4
4 in double-digits:	1-1	0-0	16-9
3 in double-digits:	4-4	0-2	17-28
2 in double-digits:	3-3	1-1	14-37
1 in double-digits:	0-0	0-0	2-6
0 in double-digits:	0-0	0-0	0-2
On Mondays:	0-0	0-0	3-8
On Tuesdays:	0-2	0-0	3-12
On Wednesdays:	3-0	0-0	10-9
On Thursdays:	3-0	2-0	7-12
On Fridays:	2-3	1-1	10-9
On Saturdays:	3-3	0-2	22-28
On Sundays:	0-1	0-1	4-9
In November:	5-2	0-0	13-19
In December:	3-5	0-2	13-27
In January:	3-2	3-2	20-18
In February:	0-0	0-0	12-18
In March:	0-0	0-0	1-4

TIMES LED						GAMES WITH								TOTAL		
Player	Pts.	Reb.	Ast.	Stl.	Blk.	10+ Pts.	20+ Pts.	10+ Reb.	3+ Ast.	3+ Blk.	3+ Stl.	3+ 3's		Dunks	Dbl-Dbls	
0-Minnett	3/6	0/0	5/7	5/6	0/1	10/17	2/2	0/0	6/7	0/0	1/1	6/12		0/0	0/0	
2-Kemp	0/0	0/0	0/0	0/0	0/0	0/0	0/0	0/0	0/0	0/0	0/0	0/0		1/1	0/0	
4-Hansen	0/0	0/0	1/1	0/0	1/1	1/1	0/0	0/0	0/0	0/0	0/0	0/0		0/0	0/0	
5-Justice	14/14	0/0	8/8	7/7	0/0	19/19	10/10	0/0	9/9	0/0	3/3	9/9		0/0	0/0	
10-Rogers	0/0	0/0	3/18	3/5	0/1	3/6	0/0	0/0	6/21	0/0	0/0	1/2		1/3	0/0	
11-Kenyon	0/0	0/0	0/0	0/0	0/0	0/0	0/0	0/0	0/0	0/0	0/0	0/0		2/2	0/0	
15-Ismael	0/0	2/2	1/1	0/0	5/5	7/7	0/0	1/1	2/2	0/0	0/0	0/0		3/3	1/1	
22-McCall	2/8	6/20	5/20	5/29	2/11	6/19	0/2	1/4	5/22	0/0	4/11	0/3		18/40	0/0	
23-Weatherford	0/0	1/1	9/9	8/8	0/0	5/5	1/1	0/0	11/11	0/0	2/2	0/0		0/0	0/0	
24-Hall	0/3	2/27	2/3	2/11	10/39	7/31	0/2	1/10	3/6	3/7	1/2	0/0		10/21	1/6	
25-Johnson	0/0	1/1	0/0	0/0	0/0	0/0	0/0	0/0	1/1	0/0	0/0	0/0		0/0	0/0	
32-Goss	1/1	13/16	1/2	4/7	9/13	7/8	0/0	6/7	1/2	0/1	0/0	0/0		20/34	3/3	
55-Alston	0/0	0/0	0/0	0/0	0/0	0/0	0/0	0/0	0/0	0/0	0/0	0/0		0/0	0/0	

totals listed by season/career

SPECIALTY STATS (IUPUI/OPP)

PP = Points in the Paint; POT = Points off Turnover; 2nd = 2nd Chance Points; BP = Bench Points

Opponent	Result	PP	POT	2nd	BP	Lead	Largest	Lead	Deficit	Changes	Ties
#Central State	W, 86-52	30/10	19/8	10/1	46/21	39	---	0	0	0	0
at Xavier	L, 69-82	16/36	10/19	4/11	41/14	2	18	2	2	2	2
Eastern Illinois	W, 71-65	22/24	11/12	11/11	20/10	14	2	4	4	4	4
at Boston College	W, 76-69	26/20	22/13	12/8	16/8	7	14	6	5	5	5
at Richmond	L, 70-78	38/38	18/18	7/2	18/0	13	14	3	1	1	1
vs. St. Francis (NY)	W, 68-48	40/24	21/10	8/2	19/18	21	---	0	0	0	0
vs. Grambling St.	W, 80-69	32/28	24/15	12/9	31/29	23	3	6	2	2	2
Bradley	W, 85-73	36/26	6/21	5/6	24/28	15	1	4	2	2	2
Ball State	L, 75-85	36/36	23/24	12/14	24/24	3	12	9	2	2	2
IU Kokomo	W, 95-64	44/30	18/10	17/9	46/36	34	3	4	6	6	6
IU Northwest	W, 116-79	56/28	19/14	8/11	66/11	37	---	0	0	0	0
Western Illinois	W, 82-68	32/28	18/9	8/10	24/14	14	9	9	9	9	9
at Purdue Fort Wayne	L, 77-87	30/34	17/12	6/9	23/23	10	13	1	0	0	0
at Morehead State	L, 70-74	34/32	20/10	10/14	22/16	6	15	8	3	3	3
at Northern Ky.	L, 77-92	42/34	26/14	9/15	41/24	2	22	1	1	1	1
at Wright State	L, 64-72	36/36	8/20	11/2	23/26	4	13	1	2	2	2
at UIC	W, 66-64	20/18	9/16	8/3	15/11	11	4	4	4	4	4
Cleveland St.	W, 90-74	50/36	13/30	14/11	35/41	24	3	4	2	2	2
Youngstown St.	L, 76-82	42/38	18/11	15/12	26/29	5	13	7	8	8	8
at Green Bay	W, 76-70	38/32	20/23	9/6	16/16	8	8	5	2	2	2
at Milwaukee	L, 57-64	24/16	11/16	11/8	18/12	3	11	2	2	2	2
Oakland											
Detroit Mercy											
Northern Ky.											
Wright State											
UIC											
at Youngstown St.											
at Cleveland St.											
Milwaukee											
Green Bay											
at Detroit Mercy											
at Oakland											
HL Quarters											
HL Semis											
HL Championship											
Season Highs		56/38	26/30	17/15	66/41	34	22	9	8	8	8
Season Lows		16/16	6/9	4/2	15/0	-	-	-	-	-	-
Totals		694/594	332/317	197/173	548/390	-	-	80	57	57	57
Averages		34.7/29.7	16.6/15.9	9.9/8.7	27.4/19.0	-	-	4.0	2.9	2.9	2.9

WIN/LOSS MARGINS

Wins	1	2	1	3	2	2										
Margin	1	2	3	4	5	6	7	8	9	10	11-15	16-20	21-29	30+		
Losses				1		1	1	2		2	2					

2018-2019 IUPUI STATISTICS

IUPUI Basketball IUPUI Combined Team Statistics (as of Jan 19, 2019) All games



RECORD:	OVERALL	HOME	AWAY	NEUTRAL
ALL GAMES	11-9	6-2	3-7	2-0
CONFERENCE	3-4	1-1	2-3	0-0
NON-CONFERENCE	8-5	5-1	1-4	2-0

#	Player	gp-gs	min	avg	Total		3-Point		F-Throw		Rebounds												pts	avg
					fg-fga	fg%	3fg-fga	3fg%	ft-fa	ft%	off	def	tot	avg	pf	dq	a	to	blk	stl				
05	JUSTICE, Camron	20-20	626	31.3	124-279	.444	50-146	.342	93-107	.869	7	52	59	3.0	45	2	53	50	0	23	391	19.6		
00	MINNETT, Jaylen	20-0	444	22.2	72-201	.358	44-136	.324	25-30	.833	5	30	35	1.8	31	0	34	31	0	15	213	10.7		
24	HALL, Evan	19-19	419	22.1	77-157	.490	0-0	.000	17-54	.315	38	60	98	5.2	56	2	22	40	23	11	171	9.0		
32	GOSS, Elyjah	20-20	497	24.9	58-108	.537	6-18	.333	32-46	.696	42	103	145	7.3	36	0	18	19	16	16	154	7.7		
22	McCALL, D.J.	20-20	550	27.5	53-119	.445	4-13	.308	32-45	.711	38	71	109	5.5	40	0	42	40	5	26	142	7.1		
15	ISMAIL, Ahmed	20-1	312	15.6	49-87	.563	1-2	.500	41-62	.661	34	63	97	4.9	51	2	14	30	9	2	140	7.0		
23	WEATHERFORD, Gra	20-20	538	26.9	43-85	.506	5-12	.417	40-52	.769	16	45	61	3.1	59	3	55	32	2	24	131	6.6		
10	ROGERS, Nick	20-0	310	15.5	33-66	.500	16-39	.410	21-29	.724	6	18	24	1.2	22	0	28	24	0	10	103	5.2		
02	KEMP, Jakoby	4-0	18	4.5	5-5	1.000	0-0	.000	5-6	.833	1	3	4	1.0	1	0	1	2	1	1	15	3.8		
04	HANSEN, Jack	20-0	211	10.6	17-57	.298	10-34	.294	14-16	.875	10	28	38	1.9	27	0	10	9	3	4	58	2.9		
11	KENYON, Brandon	7-0	42	6.0	6-16	.375	0-4	.000	6-9	.667	2	6	8	1.1	6	1	1	1	2	2	18	2.6		
55	ALSTON, Daniel	4-0	8	2.0	1-2	.500	0-1	.000	0-0	.000	0	1	1	0.3	0	0	0	2	0	0	2	0.5		
25	JOHNSON, Trevor	6-0	26	4.3	1-5	.200	0-2	.000	0-0	.000	0	7	7	1.2	2	0	4	3	1	0	2	0.3		
Team											35	33	68				8							
Total.....		0	4001		539-1187	.454	136-407	.334	326-456	.715	234	520	754	0.0	376	10	282	291	62	134	1540	0.0		
Opponents.....		0	4001		509-1167	.436	150-439	.342	291-405	.719	185	479	664	0.0	389	10	253	284	84	141	1459	0.0		

TEAM STATISTICS	IUPUI	OPP
SCORING	1540	1459
Points per game	77.0	72.9
Scoring margin	+4.1	-
FIELD GOALS-ATT	539-1187	509-1167
Field goal pct	.454	.436
3 POINT FG-ATT	136-407	150-439
3-point FG pct	.334	.342
3-pt FG made per game	6.8	7.5
FREE THROWS-ATT	326-456	291-405
Free throw pct	.715	.719
F-Throws made per game	16.3	14.6
REBOUNDS	754	664
Rebounds per game	37.7	33.2
Rebounding margin	+4.5	-
ASSISTS	282	253
Assists per game	14.1	12.7
TURNOVERS	291	284
Turnovers per game	14.6	14.2
Turnover margin	-0.3	-
Assist/turnover ratio	1.0	0.9
STEALS	134	141
Steals per game	6.7	7.1
BLOCKS	62	84
Blocks per game	3.1	4.2
ATTENDANCE	10158	38329
Home games-Avg/Game	8-1270	10-3678
Neutral site-Avg/Game	-	2-772

Date	Opponent	Score	Att.
11/06/18	at Xavier	L 69-82	10224
11/10/18	EASTERN ILL.	w 71-65	1350
\$ 11/14/18	at Boston College	w 76-69	3244
\$ 11/16/18	at Richmond	L 70-78	5015
& 11/23/18	vs St. Francis Brooklyn	w 68-48	910
& 11/24/18	vs Grambling State	w 80-69	635
11/28/18	BRADLEY	w 85-73	1383
12/01/18	BALL ST.	L 75-85	2150
12/06/18	IND.-KOKOMO	w 95-64	1287
12/12/18	IND.-NORTHWEST	w 116-79	927
12/15/18	WESTERN ILL.	w 82-68	980
12/18/18	at Purdue Fort Wayne	L 77-87	1984
12/21/18	at Morehead State	L 70-74	2874
* 12/28/18	at Northern Ky.	L 77-92	3303
* 12/30/18	at Wright State	L 64-72	3795
* 01/04/19	at UIC	w 66-64	2077
* 01/10/19	CLEVELAND ST.	w 90-74	1191
* 01/12/19	YOUNGSTOWN ST.	L 76-82	890
* 01/17/19	at Green Bay	w 76-70	2655
* 01/19/19	at Milwaukee	L 57-64	1613

\$ = Fort Myers Tip-Off (campus sites)
& - Fort Myers Tip-Off (Niagara, N.Y.)
* = Horizon League game

Score by Periods	1st	2nd	Totals
IUPUI	735	805	1540
Opponents	704	755	1459

2018-2019 IUPUI HORIZON LEAGUE ONLY STATISTICS

IUPUI Basketball IUPUI Combined Team Statistics (as of Jan 19, 2019) Conference games only



RECORD:	OVERALL	HOME	AWAY	NEUTRAL
ALL GAMES	3-4	1-1	2-3	0-0
CONFERENCE	3-4	1-1	2-3	0-0
NON-CONFERENCE	0-0	0-0	0-0	0-0

#	Player	gp-gs	min	avg	Total		3-Point		F-Throw		Rebounds				pf	dq	a	to	blk	stl	pts	avg
					fg-fga	fg%	3fg-fga	3fg%	ft-fa	ft%	off	def	tot	avg								
05	JUSTICE, Camron	7-7	231	33.0	39-94	.415	14-47	.298	26-31	.839	3	21	24	3.4	16	0	20	24	0	10	118	16.9
22	McCALL, D.J.	7-7	192	27.4	24-49	.490	2-4	.500	19-23	.826	14	28	42	6.0	15	0	9	16	2	10	69	9.9
00	MINNETT, Jaylen	7-0	148	21.1	20-62	.323	15-46	.326	12-15	.800	1	10	11	1.6	12	0	12	13	0	3	67	9.6
24	HALL, Evan	7-7	163	23.3	28-56	.500	0-0	.000	5-12	.417	9	24	33	4.7	21	1	9	12	8	3	61	8.7
15	ISMAIL, Ahmed	7-0	112	16.0	20-36	.556	0-1	.000	10-17	.588	18	16	34	4.9	11	0	6	7	2	1	50	7.1
32	GOSS, Elyjah	7-7	175	25.0	18-35	.514	1-4	.250	12-17	.706	17	36	53	7.6	16	0	7	10	5	7	49	7.0
10	ROGERS, Nick	7-0	123	17.6	15-30	.500	5-14	.357	10-13	.769	5	5	10	1.4	10	0	10	9	0	6	45	6.4
23	WEATHERFORD, Gra	7-7	199	28.4	12-28	.429	2-5	.400	9-11	.818	7	14	21	3.0	24	2	18	16	1	9	35	5.0
04	HANSEN, Jack	7-0	52	7.4	3-14	.214	1-8	.125	5-6	.833	3	6	9	1.3	5	0	2	1	0	2	12	1.7
11	KENYON, Brandon	1-0	1	1.0	0-1	.000	0-1	.000	0-0	.000	0	0	0	0.0	0	0	0	0	0	0	0	0.0
02	KEMP, Jakoby	1-0	1	1.0	0-0	.000	0-0	.000	0-0	.000	0	0	0	0.0	0	0	0	0	0	0	0	0.0
25	JOHNSON, Trevor	2-0	3	1.5	0-1	.000	0-0	.000	0-0	.000	0	0	0	0.0	0	0	0	1	0	0	0	0.0
55	ALSTON, Daniel	1-0	1	1.0	0-0	.000	0-0	.000	0-0	.000	0	1	1	1.0	0	0	0	1	0	0	0	0.0
Team											15	11	26				5					
Total.....		7	1401		179-406	.441	40-130	.308	108-145	.745	92	172	264	37.7	130	3	93	115	18	51	506	72.3
Opponents.....		7	1401		178-404	.441	58-158	.367	104-132	.788	61	155	216	30.9	131	1	102	94	32	59	518	74.0

TEAM STATISTICS	IUPUI	OPP
SCORING	506	518
Points per game	72.3	74.0
Scoring margin	-1.7	-
FIELD GOALS-ATT	179-406	178-404
Field goal pct	.441	.441
3 POINT FG-ATT	40-130	58-158
3-point FG pct	.308	.367
3-pt FG made per game	5.7	8.3
FREE THROWS-ATT	108-145	104-132
Free throw pct	.745	.788
F-Throws made per game	15.4	14.9
REBOUNDS	264	216
Rebounds per game	37.7	30.9
Rebounding margin	+6.9	-
ASSISTS	93	102
Assists per game	13.3	14.6
TURNOVERS	115	94
Turnovers per game	16.4	13.4
Turnover margin	-3.0	-
Assist/turnover ratio	0.8	1.1
STEALS	51	59
Steals per game	7.3	8.4
BLOCKS	18	32
Blocks per game	2.6	4.6
ATTENDANCE	2081	13443
Home games-Avg/Game	2-1040	5-2689
Neutral site-Avg/Game	-	0-0

Date	Opponent		Score	Att.
* 12/28/18	at Northern Ky.	L	77-92	3303
* 12/30/18	at Wright State	L	64-72	3795
* 01/04/19	at UIC	W	66-64	2077
* 01/10/19	CLEVELAND ST.	W	90-74	1191
* 01/12/19	YOUNGSTOWN ST.	L	76-82	890
* 01/17/19	at Green Bay	W	76-70	2655
* 01/19/19	at Milwaukee	L	57-64	1613

\$ = Fort Myers Tip-Off (campus sites)
 & - Fort Myers Tip-Off (Niagara, N.Y.)
 * = Horizon League game

SIGNING DAY

IUPUI inked three during the early signing period as all three will be true freshmen ,beginning next season.

Mike DePersia (Cherry Hill, N.J./Haddonfield HS)

-5-foot-10 guard helped Haddonfield to a New Jersey Group 2 state championship as a junior. Averaged better than 13 points per game as a junior and has amassed more than 1,000 points in his high school career.

Calvin Temple (Olive Branch, Miss./Center Hill HS)

-6-foot-1 guard averaged 13.1 points and shot 46 percent from three as a junior at Aspire (Ky.) Academy. This season, he's helped Center Hill (Miss.) High School to a 4-0 start while averaging 22.5 points, 5.0 rebounds and 6.0 assists per game. He was named to the Clarion Ledger's Dandy Dozen before the season, touting the top 12 players from the state of Mississippi.

Taeavon White (Prosper, Texas/Prosper HS/Pro Holmes Sports Academy)

-6-foot-7 forward averaged 6.5 points and 7.0 rebounds per game as a senior at Prosper (Texas) High School, earning first team all-district honors. He now attends Pro Holmes Sports (Fla.) Academy as a postgraduate prep.

Score by Periods	1st	2nd	Totals
IUPUI	224	282	506
Opponents	235	283	518

2018-2019 STATISTICAL SPLITS

Wins (11 total)

#	Player	gp-gs	min	avg	Total		3-Point		F-Throw		Rebounds				pf	dq	a	to	blk	stl	pts	avg
					fg-fga	fg%	3fg-fga	3fg%	ft-fa	ft%	off	def	tot	avg								
05	JUSTICE, Camron	11-11	345	31.4	71-152	.467	31-81	.383	63-69	.913	5	32	37	3.4	18	0	37	27	0	12	236	21.5
00	MINNETT, Jaylen	11-0	224	20.4	36-88	.409	21-61	.344	16-19	.842	1	21	22	2.0	17	0	16	15	0	6	109	9.9
24	HALL, Evan	11-11	246	22.4	49-94	.521	0-0	.000	11-37	.297	23	39	62	5.6	33	1	10	25	13	4	109	9.9
32	GOSS, Elyjah	11-11	283	25.7	41-69	.594	5-12	.417	21-26	.808	27	64	91	8.3	25	0	11	12	7	9	108	9.8
15	ISMAIL, Ahmed	11-0	162	14.7	33-54	.611	1-1	1.000	24-37	.649	21	37	58	5.3	29	1	12	13	8	2	91	8.3
22	McCALL, D.J.	11-11	299	27.2	29-61	.475	3-7	.429	23-30	.767	23	40	63	5.7	22	0	24	29	2	12	84	7.6
10	ROGERS, Nick	11-0	179	16.3	17-37	.459	10-25	.400	15-22	.682	1	12	13	1.2	9	0	13	15	0	7	59	5.4
23	WEATHERFORD, Gra	11-11	278	25.3	18-35	.514	2-4	.500	18-24	.750	5	22	27	2.5	31	2	39	20	1	14	56	5.1
02	KEMP, Jakoby	4-0	18	4.5	5-5	1.000	0-0	.000	5-6	.833	1	3	4	1.0	1	0	1	2	1	1	15	3.8
04	HANSEN, Jack	11-0	108	9.8	8-29	.276	4-16	.250	3-3	1.000	3	17	20	1.8	11	0	5	6	1	0	23	2.1
11	KENYON, Brandon	6-0	26	4.3	4-11	.364	0-3	.000	3-6	.500	2	5	7	1.2	1	0	1	0	2	2	11	1.8
55	ALSTON, Daniel	4-0	8	2.0	1-2	.500	0-1	.000	0-0	.000	0	1	1	0.3	0	0	0	2	0	0	2	0.5
25	JOHNSON, Trevor	4-0	24	6.0	1-5	.200	0-2	.000	0-0	.000	0	7	7	1.8	2	0	4	3	1	0	2	0.5
Team											17	20	37					5				
Total.....		11	2200		313-642	.488	77-213	.362	202-279	.724	129	320	449	40.8	199	4	173	174	36	69	905	82.3
Opponents.....		11	2200		261-660	.395	79-249	.317	142-209	.679	105	238	343	31.2	231	8	115	156	39	80	743	67.5

Losses (9 total)

#	Player	gp-gs	min	avg	Total		3-Point		F-Throw		Rebounds				pf	dq	a	to	blk	stl	pts	avg
					fg-fga	fg%	3fg-fga	3fg%	ft-fa	ft%	off	def	tot	avg								
05	JUSTICE, Camron	9-9	281	31.2	53-127	.417	19-65	.292	30-38	.789	2	20	22	2.4	27	2	16	23	0	11	155	17.2
00	MINNETT, Jaylen	9-0	220	24.4	36-113	.319	23-75	.307	9-11	.818	4	9	13	1.4	14	0	18	16	0	9	104	11.6
23	WEATHERFORD, Gra	9-9	260	28.9	25-50	.500	3-8	.375	22-28	.786	11	23	34	3.8	28	1	16	12	1	10	75	8.3
24	HALL, Evan	8-8	173	21.6	28-63	.444	0-0	.000	6-17	.353	15	21	36	4.5	23	1	12	15	10	7	62	7.8
11	KENYON, Brandon	1-0	16	16.0	2-5	.400	0-1	.000	3-3	1.000	0	1	1	1.0	5	1	0	1	0	0	7	7.0
22	McCALL, D.J.	9-9	251	27.9	24-58	.414	1-6	.167	9-15	.600	15	31	46	5.1	18	0	18	11	3	14	58	6.4
15	ISMAIL, Ahmed	9-1	150	16.7	16-33	.485	0-1	.000	17-25	.680	13	26	39	4.3	22	1	2	17	1	0	49	5.4
32	GOSS, Elyjah	9-9	214	23.8	17-39	.436	1-6	.167	11-20	.550	15	39	54	6.0	11	0	7	7	9	7	46	5.1
10	ROGERS, Nick	9-0	131	14.6	16-29	.552	6-14	.429	6-7	.857	5	6	11	1.2	13	0	15	9	0	3	44	4.9
04	HANSEN, Jack	9-0	103	11.4	9-28	.321	6-18	.333	11-13	.846	7	11	18	2.0	16	0	5	3	2	4	35	3.9
25	JOHNSON, Trevor	2-0	2	1.0	0-0	.000	0-0	.000	0-0	.000	0	0	0	0.0	0	0	0	0	0	0	0	0.0
Team											18	13	31					3				
Total.....		9	1801		226-545	.415	59-194	.304	124-177	.701	105	200	305	33.9	177	6	109	117	26	65	635	70.6
Opponents.....		9	1801		248-507	.489	71-190	.374	149-196	.760	80	241	321	35.7	158	2	138	128	45	61	716	79.6

Home (6-2)

#	Player	gp-gs	min	avg	Total		3-Point		F-Throw		Rebounds				pf	dq	a	to	blk	stl	pts	avg
					fg-fga	fg%	3fg-fga	3fg%	ft-fa	ft%	off	def	tot	avg								
05	JUSTICE, Camron	8-8	257	32.1	51-103	.495	21-52	.404	39-45	.867	3	18	21	2.6	18	1	30	19	0	4	162	20.3
00	MINNETT, Jaylen	8-0	173	21.6	31-79	.392	17-52	.327	10-12	.833	0	11	11	1.4	5	0	17	13	0	5	89	11.1
32	GOSS, Elyjah	8-8	199	24.9	32-51	.627	2-6	.333	17-18	.944	15	40	55	6.9	14	0	9	6	6	7	83	10.4
15	ISMAIL, Ahmed	8-0	117	14.6	29-46	.630	1-1	1.000	24-37	.649	14	29	43	5.4	18	1	7	12	6	2	83	10.4
24	HALL, Evan	8-8	165	20.6	29-51	.569	0-0	.000	4-23	.174	15	21	36	4.5	25	0	9	13	11	6	62	7.8
23	WEATHERFORD, Gra	8-8	207	25.9	18-27	.667	3-4	.750	23-31	.742	8	16	24	3.0	26	2	26	14	1	7	62	7.8
22	McCALL, D.J.	8-8	206	25.8	21-50	.420	2-7	.286	12-17	.706	13	35	48	6.0	17	0	21	18	4	8	56	7.0
10	ROGERS, Nick	8-0	128	16.0	17-33	.515	10-24	.417	12-18	.667	1	8	9	1.1	7	0	14	10	0	6	56	7.0
02	KEMP, Jakoby	3-0	15	5.0	5-5	1.000	0-0	.000	5-6	.833	1	3	4	1.3	1	0	1	1	1	0	15	5.0
11	KENYON, Brandon	4-0	23	5.8	4-10	.400	0-3	.000	2-4	.500	2	3	5	1.3	1	0	1	0	2	1	10	2.5
04	HANSEN, Jack	8-0	79	9.9	2-17	.118	1-9	.111	3-3	1.000	3	11	14	1.8	9	0	4	4	1	0	8	1.0
55	ALSTON, Daniel	3-0	7	2.3	1-2	.500	0-1	.000	0-0	.000	0	1	1	0.3	0	0	0	2	0	0	2	0.7
25	JOHNSON, Trevor	4-0	24	6.0	1-5	.200	0-2	.000	0-0	.000	0	7	7	1.8	2	0	4	3	1	0	2	0.5
Team											14	13	27					3				
Total.....		8	1600		241-479	.503	57-161	.354	151-214	.706	89	216	305	38.1	143	4	143	118	33	46	690	86.2
Opponents.....		8	1600		213-497	.429	63-182	.346	101-144	.701	80	178	258	32.2	174	6	100	112	17	55	590	73.8

Road/Neutral (5-7)

Road/Neutral (5-7)			Total				3-Point		F-Throw		Rebounds															
#	Player	gp-gs	min	avg	fg-fga	fg%	3fg-fga	3fg%	ft-fa	ft%	off	def	tot	avg	pf	dq	a	to	blk	stl	pts	avg				
05	JUSTICE, Camron	12-12	369	30.8	73-176	.415	29-94	.309	54-62	.871	4	34	38	3.2	27	1	23	31	0	19	229	19.1				
00	MINNETT, Jaylen	12-0	271	22.6	41-122	.336	27-84	.321	15-18	.833	5	19	24	2.0	26	0	17	18	0	10	124	10.3				
24	HALL, Evan	11-11	254	23.1	48-106	.453	0-0	.000	13-31	.419	23	39	62	5.6	31	2	13	27	12	5	109	9.9				
22	McCALL, D.J.	12-12	344	28.7	32-69	.464	2-6	.333	20-28	.714	25	36	61	5.1	23	0	21	22	1	18	86	7.2				
32	GOSS, Elyjah	12-12	298	24.8	26-57	.456	4-12	.333	15-28	.536	27	63	90	7.5	22	0	9	13	10	9	71	5.9				
23	WEATHERFORD, Gra	12-12	331	27.6	25-58	.431	2-8	.250	17-21	.810	8	29	37	3.1	33	1	29	18	1	17	69	5.8				
15	ISMAIL, Ahmed	12-1	195	16.3	20-41	.488	0-1	.000	17-25	.680	20	34	54	4.5	33	1	7	18	3	0	57	4.8				
04	HANSEN, Jack	12-0	132	11.0	15-40	.375	9-25	.360	11-13	.846	7	17	24	2.0	18	0	6	5	2	4	50	4.2				
10	ROGERS, Nick	12-0	182	15.2	16-33	.485	6-15	.400	9-11	.818	5	10	15	1.3	15	0	14	14	0	4	47	3.9				
11	KENYON, Brandon	3-0	19	6.3	2-6	.333	0-1	.000	4-5	.800	0	3	3	1.0	5	1	0	1	0	1	8	2.7				
55	ALSTON, Daniel	1-0	1	1.0	0-0	.000	0-0	.000	0-0	.000	0	0	0	0.0	0	0	0	0	0	0	0	0.0				
25	JOHNSON, Trevor	2-0	2	1.0	0-0	.000	0-0	.000	0-0	.000	0	0	0	0.0	0	0	0	0	0	0	0	0.0				
02	KEMP, Jakoby	1-0	3	3.0	0-0	.000	0-0	.000	0-0	.000	0	0	0	0.0	0	0	0	1	0	1	0	0.0				
Team											21	20	41				5									
Total.....		12	2401		298-708	.421	79-246	.321	175-242	.723	145	304	449	37.4	233	6	139	173	29	88	850	70.8				
Opponents.....		12	2401		296-670	.442	87-257	.339	190-261	.728	105	301	406	33.8	215	4	153	172	67	86	869	72.4				

2018-2019 INDIVIDUAL SUPERLATIVES

	IUPUI	Opponent
Points	30- Justice at UIC (1/4)	31- Jacob Gilyard at Richmond (11/16/18)
Field Goals Made	11- Justice vs. Ball State (12/1/18)	12- Jacob Gilyard at Richmond (11/16/18)
Field Goals Attempted	20- twice	18- Armon Williams vs. IU Northwest (12/12/18)
Highest FG Pct. (min. 5 made)	1.000 (5-5)- Weatherford vs. Eastern Ill. (11/10/18)	.857 (6-7)- Malek Green at Morehead State (12/21/18)
3-Pt Field Goals Made	6- twice	6- twice
3-Pt Field Goals Attempted	13- Minnett at Northern Kentucky (12/28/18)	13- Ryan Welage at Xavier (11/6/18)
3-Pt FG Pct. (min. 3 made)	.857 (6-7)- Minnett vs. IU Northwest (12/12/18)	1.000 (3-3)- Darius Roy at Milwaukee (1/19/19)
Free Throws Made	15- Justice vs. Bradley (11/28/18)	10- Cole Gentry at Wright State (12/30/18)
Free Throws Attempted	15- Justice vs. Bradley (11/28/18)	12- Ivy Smith vs. Grambling State (11/24/18)
Free Throw Pct. (min. 5 made)	1.000 (15-15)- Justice vs. Bradley (11/28/18)	1.000 (10-10)- Cole Gentry at Wright State (12/30/18)
Offensive Rebounds	6- twice	8- Axel Mpoyo vs. Grambling State (11/24/18)
Defensive Rebounds	10- Goss vs. St. Francis Brooklyn (11/23/18)	10- Drew McDonald at Northern Kentucky (12/28/18)
Total Rebounds	13- Goss vs. Cleveland State (1/10/19)	12- Drew McDonald at Northern Kentucky (12/28/18)
Assists	7- Justice vs. Western Illinois (12/15/18)	9- A.J. Hicks at Morehead State (12/21/18)
Turnovers	5- four times	8- Tyree Appleby vs. Cleveland State (1/10/19)
Blocked Shots	3- three times	5- Zach Hankins at Xavier (11/6/18)
Steals	5- McCall at Green Bay (1/17/19)	4- Tyrique Jones at Xavier (11/6/18)
Minutes Played (regulation game)	37- Justice vs. Western Illinois (12/15/18)	40- twice
Minutes Played (OT game)		

2018-2019 TEAM SUPERLATIVES

IUPUI High	IUPUI Low	Statistical Category	Opponent High	Opponent Low
116 - IU Northwest (12/12)	57 - at Milwaukee (1/19)	Points	92 - at Northern Ky. (12/28)	48 - vs. St. Francis (NY) (11/23)
54 - IU Northwest (12/12)	21 - at Milwaukee (1/19)	1st Half Points	51 - at Northern Ky. (12/28)	22 - at Milwaukee (1/19)
62 - IU Northwest (12/12)	32 - at Wright State (12/30)	2nd Half Points	49 - at Richmond (11/16)	25 - vs. St. Francis (NY) (11/23)
43 - IU Northwest (12/12)	20 - three times	Field Goals	32 - IU Northwest (12/12)	18 - vs. St. Francis (NY) (11/23)
68 - twice	49 - Bradley (11/28)	Field Goal Attempts	79 - IU Northwest (12/12)	46 - at Boston Coll. (11/14)
.672 - IU Northwest (12/12)	.353 - at Morehead St. (12/21)	FG Percentage	.560 - Ball State (12/1)	.340 - vs. St. Francis (NY) (11/23)
11 - IU Northwest (12/12)	2 - vs. St. Francis (NY) (11/23)	3-Point Field Goals	12 - at UIC (1/4)	4 - twice
27 - at Xavier (11/6)	13 - twice	3-Point Field Goal Att.	35 - IU Northwest (12/12)	14 - vs. Grambling St. (11/24)
.615 - at UIC (1/4)	.154 - vs. St. Francis (NY) (11/23)	3-Point FG Percentage	.458 - Youngstown St. (1/12)	.238 - Cleveland St. (1/10)
29 - Bradley (11/28)	7 - at Richmond (11/16)	Free Throws	25 - at Northern Ky. (12/28)	5 - IU Northwest (12/12)
39 - Bradley (11/28)	11 - at Milwaukee (1/19)	Free Throw Attempts	30 - Ball State (12/1)	10 - IU Northwest (12/12)
.818 - at Milwaukee (1/19)	.500 - at Richmond (11/16)	Free Throw Percentage	.909 - at Milwaukee (1/19)	.462 - IU Kokomo (12/6)
18 - at Morehead St. (12/21)	5 - vs. St. Francis (NY) (11/23)	Offensive Rebounds	19 - vs. Grambling St. (11/24)	4 - at Richmond (11/16)
38 - IU Kokomo (12/6)	17 - at Northern Ky. (12/28)	Defensive Rebounds	32 - at Morehead St. (12/21)	13 - Cleveland St. (1/10)
52 - IU Kokomo (12/6)	27 - Ball State (12/1)	Total Rebounds	45 - at Morehead St. (12/21)	22 - Cleveland St. (1/10)
24 - twice	12 - at Milwaukee (1/19)	Fouls	28 - Bradley (11/28)	13 - at Richmond (11/16)
26 - IU Northwest (12/12)	7 - vs. St. Francis (NY) (11/23)	Assists	20 - Youngstown St. (1/12)	4 - vs. St. Francis (NY) (11/23)
24 - at Green Bay (1/17)	7 - Western Illinois (12/15)	Turnovers	23 - Ball State (12/1)	8 - at Wright State (12/30)
7 - IU Kokomo (12/6)	0 - at Wright State (12/30)	Blocked Shots	10 - at UIC (1/4)	0 - IU Kokomo (12/6)
12 - Ball State (12/1)	2 - Western Illinois (12/15)	Steals	15 - at Green Bay (1/17)	2 - at Morehead St. (12/21)

2018-2019 GAME-BY-GAME LEADERS / STARTING FIVES

Opponent	Starting 5	Points	Rebounds	Assists	Blocks	Steals
#Central State	Goss-Hall-Johnson-Justice-Weatherford	Justice/Minnett (19)	Hall (12)	Justice (5)	Ismail (2)	Rogers (3)
at Xavier	Goss-Ismail-Justice-McCall-Weatherford	Minnett (21)	Goss (8)	McCall (5)	Goss (2)	4 tied w/ (1)
Eastern Illinois	Goss-Hall-Justice-McCall-Weatherford	Justice (21)	Goss (10)	McCall (5)	Goss (2)	Rogers (2)
at Boston College	Goss-Hall-Justice-McCall-Weatherford	Justice (29)	Goss/Hall (10)	Justice/Weatherford (3)	Hall (2)	Justice (3)
at Richmond	Goss-Hall-Justice-McCall-Weatherford	Justice (14)	Goss/McCall (6)	Minnett/Weatherford (3)	Goss/Hall (2)	Goss/Minnett (2)
vs. St. Francis (NY)	Goss-Hall-Justice-McCall-Weatherford	Justice (17)	Goss (11)	7 tied w/ (1)	Hall/Ismail (1)	McCall/Weatherford (3)
vs. Grambling St.	Goss-Hall-Justice-McCall-Weatherford	Justice (23)	Ismail (10)	Weatherford (5)	Goss (1)	Weatherford (2)
Bradley	Goss-Hall-Justice-McCall-Weatherford	Justice (27)	Goss/McCall (6)	Minnett (4)	Hall/Ismail (2)	Weatherford (2)
Ball State	Goss-Hall-Justice-McCall-Weatherford	Justice (28)	Goss (6)	Hall (5)	McCall (1)	Hall/McCall (4)
IU Kokomo	Goss-Hall-Justice-McCall-Weatherford	Justice (18)	McCall (10)	McCall/Weatherford (5)	Hall (2)	Justice (2)
IU Northwest	Goss-Hall-Justice-McCall-Weatherford	Minnett (28)	Hall/Johnson (6)	Justice/Weatherford (6)	Hall (3)	Weatherford (2)
Western Illinois	Goss-Hall-Justice-McCall-Weatherford	Justice (20)	Goss (10)	Justice (7)	Goss (2)	Hall/Justice (1)
at Purdue FW	Goss-Hall-Justice-McCall-Weatherford	Justice (25)	Weatherford (6)	Weatherford (3)	3 tied w/ (1)	McCall (3)
at Morehead St.	Goss-Hall-Justice-McCall-Weatherford	Justice (20)	Goss (9)	3 tied w/ (3)	Goss (2)	Minnett (3)
at Northern Ky.	Goss-Hall-Justice-McCall-Weatherford	Minnett (14)	McCall (6)	Justice (4)	Goss/McCall (1)	Justice (2)
at Wright State	Goss-Hall-Justice-McCall-Weatherford	Justice (17)	McCall (8)	Rogers (3)	none	Weatherford (3)
at UIC	Goss-Hall-Justice-McCall-Weatherford	Justice (30)	Goss (11)	Weatherford (5)	Goss/Ismail (1)	Justice/Weatherford (2)
Cleveland St.	Goss-Hall-Justice-McCall-Weatherford	Goss (16)	Goss (13)	Justice (6)	Goss/Ismail (1)	3 tied w/ (2)
Youngstown St.	Goss-Hall-Justice-McCall-Weatherford	McCall (14)	Ismail (7)	3 tied w/ (3)	Hall (3)	5 tied w/ (1)
at Green Bay	Goss-Hall-Justice-McCall-Weatherford	McCall (18)	Goss/McCall (8)	Justice/Weatherford (3)	Hall (2)	McCall (5)
at Milwaukee	Goss-Hall-Justice-McCall-Weatherford	Justice (17)	Goss (8)	Minnett (4)	Hall (3)	Justice (3)
Oakland						
Detroit Mercy						
Northern Ky.						
Wright State						
UIC						
at Youngstown St.						
at Cleveland St.						
Milwaukee						
Green Bay						
at Detroit Mercy						
at Oakland						
HL Quarters						
HL Semis						
HL Championship						

HEAD COACH JASON GARDNER



Jason Gardner was named the eighth head coach in IUPUI men's basketball program's history on April 2, 2014. Gardner, the 1999 winner of the Indiana Mr. Basketball Award, spent a year on the University of Memphis bench and two seasons at Loyola prior to that.

In his first season on the Jaguars' bench, he guided IUPUI to 10 wins, more than tripling the program's Division I win total from a year prior. His hiring paid immediate dividends on the recruiting trail, as he immediately inked five Division I transfers, four of whom were former in-state standouts. His success on the recruiting circuit continued leading into the 2015-16 campaign as he landed former Indiana All-Star Ron Patterson from Syracuse, along

with former Kentucky All-Star Evan Hall and talented Indianapolis guard T.J. Henderson.

While at Memphis, Gardner helped the Tigers to a 24-10 record as Shaq Goodwin and Joe Jackson earned All-Conference accolades. In addition, Memphis forward Austin Nichols was a unanimous selection to the American Athletic Conference All-Rookie Team after averaging 9.1 points and 4.2 boards per game. Gardner was a college teammate of current Memphis Head Coach Josh Pastner at Arizona.

Prior to coming to Memphis, Gardner was an assistant under Porter Moser at Loyola, helping the Ramblers to an eight-game improvement from 2011-12 to 2012-13. He coached Ben Averkamp to All-Horizon League accolades for two straight seasons, while Loyola point guard Cully Payne was a Bob Cousy Award nominee. He also helped recruit one of the top signing classes in the Horizon League prior to the 2012-13 season. Gardner's coaching career began in 2010 when he served as an assistant at nearby Cathedral High School.

Gardner's racked up numerous accolades during his prestigious high school, college and professional playing careers. He was a 1999 McDonald's and Parade All-American while at North Central High School, finishing his prep career with a school record 1,669 points. He was a two-time Gatorade Circle of Champions Indiana Player of the Year and was named the 1998-99 Indianapolis County Player of the Year by The Indianapolis Star and Indianapolis News. His senior season, he helped NCHS to the IHSAA 4A state championship and Tournament of Champions title while averaging 22.6 points, 4.7 rebounds, 4.0 assists and 3.0 steals per game.

The 5-foot-10 point guard was recruited to the University of Arizona by legendary Head Coach Lute Olsen, where he was a four-year All-American for the Wildcats. He was the 2002-03 Naismith National Player of the Year and Lowe's Senior CLASS award recipient. He was the 2000 consensus National Freshman of the Year and closed his career as one of four players in Pac-12 history with 1,500 points, 500 assists and 200 steals for a career. He helped lead Arizona to two Pac-12 regular season titles (2000, 2003) and four consecutive NCAA Tournament berths. The Wildcats made three Sweet Sixteens (2001, 2002, 2003), two Elite Eights (2001, 2003) and were the NCAA national runner-up in 2001. All total, Arizona won 107 games during Gardner's four seasons and he still holds school records for games started (135) and minutes played (4,825), while ranking third in school history with 1,984 career points. He also finished second in threes made (318) and fourth in assists (622). He earned his degree from the university in 2011 in disciplinary studies.

Gardner later played professionally overseas for more than eight years, primarily in Germany. In 2009, he was named MVP of German Basketball Bundesliga after helping Oldenburg to the league crown, averaging 13.7 points, 4.0 assists and 3.0 boards per game. He was a two-time Basketball Bundesliga All-Star, including starting the 2007 game.

Gardner is married to the former Jacquelyn Maxberry and the couple has four children, Jasper, Jason Jr., Jacob and Jackson.



THE GARDNER FILE

School: Arizona, '11

Seasons with IUPUI: fifth season

Career Record: 59-86 (5th year)

Coaching Experience:

..... 2014-pres., Head Coach, IUPUI

..... 2013-14, Assistant Coach, Memphis

..... 2011-13, Assistant Coach, Loyola (Ill.)

..... 2010-11, Assistant Coach, Cathedral H.S.

2018-2019 COMPARISON STATISTICS

Opponent	1st	2nd	Score	Mar	Total FG	FG Pct	3-Pointers	3FG Pct	Free Throws	FT Pct	Rebounds	Assist	T/Over	Block	Steal	Fouls
Xavier	34/37	35/45	69-82	(13)	20-56/31-66	.357/.470	9-27/9-29	.333/.310	20-26/11-19	.769/.579	36/43 (7)	11/18	15/13	3/6	4/10	22/22
EASTERN ILL.	35/31	36/34	71-65	+6	22-57/19-53	.386/.358	7-25/6-17	.280/.353	20-29/21-26	.690/.808	38/35 +3	16/11	17/18	4/5	5/6	20/27
Boston College	36/42	40/27	76-69	+7	24-60/21-46	.400/.457	8-25/8-21	.320/.381	20-25/19-29	.800/.655	40/28 +12	11/11	12/15	2/2	7/4	23/19
Richmond	30/29	40/49	70-78	(8)	28-54/26-50	.519/.520	7-20/6-17	.350/.353	7-14/20-29	.500/.690	34/26 +8	13/12	15/12	4/5	8/11	19/13
St. Francis Brooklyn	35/23	33/25	68-48	+20	28-54/18-53	.519/.340	2-13/4-16	.154/.250	10-16/8-16	.625/.500	38/29 +9	7/4	15/19	2/5	11/6	15/15
Grambling State	39/31	41/38	80-69	+11	30-63/23-63	.476/.365	9-23/4-14	.391/.286	11-14/19-28	.786/.679	37/43 (6)	16/8	14/13	1/4	3/5	23/17
BRADLEY	44/38	41/35	85-73	+12	25-49/26-58	.510/.448	6-17/8-23	.353/.348	29-39/13-19	.744/.684	32/30 +2	15/12	13/10	4/1	4/6	21/28
BALL ST.	40/44	35/41	75-85	(10)	29-64/28-50	.453/.560	7-19/8-18	.368/.444	10-17/21-30	.588/.700	27/38 (11)	11/16	16/23	1/2	12/7	24/17
IND.-KOKOMO	49/35	46/29	95-64	+31	34-68/25-70	.500/.357	8-24/8-27	.333/.296	19-25/6-13	.760/.462	52/33 +19	20/11	13/12	7/0	4/6	14/19
IND.-NORTHWEST	54/38	62/41	116-79	+37	43-64/32-79	.672/.405	11-20/10-35	.550/.286	19-27/5-10	.704/.500	45/30 +15	26/11	18/13	4/1	6/8	14/23
WESTERN ILL.	39/40	43/28	82-68	+14	27-58/26-62	.466/.419	7-19/7-17	.368/.412	21-31/9-12	.677/.750	38/34 +4	18/9	7/11	6/3	2/3	13/21
Purdue Fort Wayne	39/45	38/42	77-87	(10)	26-66/29-53	.394/.547	8-21/8-25	.381/.320	17-22/21-24	.773/.775	33/34 (1)	10/13	12/15	3/9	8/8	18/16
Morehead State	37/36	33/38	70-74	(4)	24-68/27-60	.353/.450	7-24/6-22	.292/.273	15-26/14-18	.577/.778	40/45 (5)	15/15	9/16	3/9	9/2	20/21
Northern Ky.	30/51	47/41	77-92	(15)	30-67/29-54	.448/.537	5-21/9-21	.238/.429	12-18/25-29	.667/.862	31/36 (5)	13/19	11/16	2/3	7/7	22/19
Wright State	32/35	32/37	64-72	(8)	22-53/24-54	.415/.444	3-18/6-16	.167/.375	17-22/18-23	.773/.783	38/28 +10	9/17	14/8	0/3	4/3	24/14
UIC	29/25	37/39	66-64	+2	20-52/21-55	.385/.382	8-13/12-32	.615/.375	18-23/10-16	.783/.625	42/30 +12	12/17	20/14	2/10	8/10	19/20
CLEVELAND ST.	39/31	51/43	90-74	+16	34-58/26-61	.586/.426	6-17/5-21	.353/.238	16-25/17-21	.640/.810	40/22 +18	24/10	21/12	2/2	8/11	21/19
YOUNGSTOWN ST.	38/40	38/42	76-82	(6)	27-61/31-64	.443/.484	5-20/11-24	.250/.458	17-21/9-13	.810/.692	33/36 (3)	13/20	13/13	5/3	5/8	16/20
Green Bay	35/31	41/39	76-70	+6	26-59/24-60	.441/.400	5-17/7-26	.294/.269	19-25/15-19	.760/.789	47/29 +18	8/11	24/19	2/6	11/15	16/23
Milwaukee	21/22	36/42	57-64	(7)	20-56/23-56	.357/.411	8-24/8-18	.333/.444	9-11/10-11	.818/.909	33/35 (2)	14/8	12/12	5/5	8/5	12/16

Note: Game totals are displayed in the format TEAM/OPPONENT for each category

PLAYER BIOS



JAYLEN MINNETT

#0

Sophomore | Guard
6-1 | 180
Terre Haute, Ind.
Terre Haute South

Birthdate: July 24, 1999 (age 19)
Major: Sports Management

QUICK NOTES

His 7.1 ppg scoring average as a freshman was the highest by an IUPUI rookie since Alex Young averaged 10.8 points per game in 2008-2009... his 51 threes made as freshman were the most by an IUPUI freshman in the program's Division I-era... named to the prestigious Indiana All-Star Team following his senior year at Terre Haute South... finished as Terre Haute South's all-time leading scorer (1,782 career points).

CAREER/SEASON HIGHS

CAREER HIGH	CATEGORY	SEASON HIGH
28 vs. IU Northwest (12/12/18)	PTS	28 vs. IU Northwest (12/12/18)
4 - 4x	REB	4 - 2x
4 - 2x	AST	4 - 2x
9 vs. IU Northwest (12/12/18)	FG	9 vs. IU Northwest (12/12/18)
17 at Northern Kentucky (12/28/18)	FGA	17 at Northern Kentucky (12/28/18)
6 vs. IU Northwest (12/12/18)	3FG	6 vs. IU Northwest (12/12/18)
13 at Northern Kentucky (12/28/18)	3FGA	13 at Northern Kentucky (12/28/18)
6 at UIC (1/4/19)	FT	6 at UIC (1/4/19)
7 at UIC (1/4/19)	FTA	7 at UIC (1/4/19)
3 - 2x	STL	3 at Morehead State (12/21/18)
1 vs. IU Kokomo (12/22/17)	BLK	---
37 at Bradley (11/11/17)	MIN	34 at Xavier (11/6/18)

GAME-BY-GAME

Opponent	MIN	FG	3FG	FT	O-D-T	PF	A	TO	B	S	PTS
at Xavier	34	6-15	5-12	4-4	0-3-3	2	2	2	0	1	21
E. Illinois	22	2-10	1-7	2-2	0-3-3	1	1	2	0	0	7
at Boston Coll.	15	1-5	1-5	0-0	0-3-3	4	1	0	0	1	3
at Richmond	26	4-12	2-8	0-0	1-3-4	1	3	1	0	2	10
vs. St. Francis	23	4-8	1-3	0-0	1-1-2	2	1	0	0	2	9
vs. Grambling	23	3-10	1-6	0-0	0-1-1	2	1	2	0	0	7
Bradley	17	2-8	1-5	0-0	0-0-0	1	4	1	0	0	5
Ball State	26	6-15	3-7	0-0	0-1-1	1	1	3	0	1	15
IU Kokomo	20	4-9	2-7	0-0	0-1-1	0	1	1	0	0	10
IU Northwest	20	9-11	6-7	4-4	0-4-4	0	3	1	0	1	28
W. Illinois	21	3-9	1-6	0-0	0-0-0	0	1	1	0	0	7
at Purdue FW	25	4-14	2-9	3-5	1-0-1	2	1	2	0	1	13
at Morehead St.	24	4-13	3-8	0-0	1-0-1	3	2	2	0	3	11
at N. Kentucky	27	5-17	4-13	0-0	0-2-2	0	2	0	0	0	14
at Wright St.	11	1-5	1-4	0-0	1-0-1	1	0	0	0	0	3
at UIC	17	2-4	2-3	6-7	0-3-3	3	0	2	0	0	12
Cleveland St.	25	2-7	2-6	2-4	0-2-2	1	3	1	0	2	8
Y'town St.	22	3-10	1-7	2-2	0-0-0	1	3	3	0	1	9
at Green Bay	21	4-7	3-6	2-2	0-3-3	3	0	4	0	0	13
at Milwaukee	25	3-12	2-7	0-0	0-0-0	3	4	3	0	0	8
Oakland											
Det. Mercy											
N. Kentucky											
Wright St.											
UIC											
at Y'town St.											
at Cleveland St.											
Milwaukee											
Green Bay											
at Det. Mercy											
at Oakland											


* denotes starter

CAREER STATS

Season	GP-GS	MIN-Avg	FG	Pct.	3FG	Pct.	FT	Pct.
2017-18	30-4	630-21.0	69-173	.399	51-126	.405	24-30	.800
2018-19	20-0	444-22.2	72-201	.358	44-136	.324	25-30	.833
TOTALS	50-4	1074-21.5	141-374	.377	95-262	.363	49-60	.817

REBOUNDS

Season	O-D-REB-AVG.	PF-DQ	AST	TO	BLK	STL	PTS-PPG
2017-18	12-24-36-1.2	42-0	35	39	1	14	213-7.1
2018-19	5-30-35-1.8	31-0	34	31	0	15	213-10.7
TOTALS	17-54-71-1.4	73-0	69	70	1	29	426-8.5



JAKOBY KEMP

#2

Sophomore | Forward
6-8 | 190
Layton, Utah
Layton (Missouri/Salt Lake C.C.)

Birthdate: September 22, 1997 (age 21)
Major: General Studies

QUICK NOTES

Redshirted as a freshman at Missouri before transferring to play at Salt Lake Community College last season... helped Salt Lake to a 30-3 record and a trip to the NJCAA Tournament after winning the District I title... averaged 4.5 points and 2.6 rebounds per game as a freshman at Salt Lake... first-ever native of Utah in the IUPUI basketball program's history... older brother, Marcus, is a wide receiver for the Kansas City Chiefs and played collegiately at Hawaii.

CAREER/SEASON HIGHS

CAREER HIGH	CATEGORY	SEASON HIGH
8 vs. IU Northwest (12/12/18)	PTS	8 vs. IU Northwest (12/12/18)
3 vs. IU Northwest (12/12/18)	REB	3 vs. IU Northwest (12/12/18)
1 vs. IU Kokomo (12/6/18)	AST	1 vs. IU Kokomo (12/6/18)
3 vs. IU Northwest (12/12/18)	FG	3 vs. IU Northwest (12/12/18)
3 vs. IU Northwest (12/12/18)	FGA	3 vs. IU Northwest (12/12/18)
---	3FG	---
---	3FGA	---
3 vs. IU Kokomo (12/6/18)	FT	3 vs. IU Kokomo (12/6/18)
4 vs. IU Kokomo (12/6/18)	FTA	4 vs. IU Kokomo (12/6/18)
1 vs. St. Francis Brooklyn (11/23/18)	STL	1 vs. St. Francis Brooklyn (11/23/18)
1 vs. IU Kokomo (12/6/18)	BLK	1 vs. IU Kokomo (12/6/18)
7 - 2x	MIN	7 - 2x

GAME-BY-GAME

Opponent	MIN	FG	3FG	FT	O-D-T	PF	A	TO	B	S	PTS
at Xavier											
E. Illinois											
at Boston Coll.											
at Richmond											
vs. St. Francis	3	0-0	0-0	0-0	0-0-0	0	0	1	0	1	0
vs. Grambling											
Bradley											
Ball State											
IU Kokomo	7	2-2	0-0	3-4	0-1-1	1	1	1	1	0	7
IU Northwest	7	3-3	0-0	2-2	1-2-3	0	0	0	0	0	8
W. Illinois											
at Purdue FW											
at Morehead St.											
at N. Kentucky											
at Wright St.											
at UIC											
Cleveland St.	1	0-0	0-0	0-0	0-0-0	0	0	0	0	0	0
Y'town St.											
at Green Bay											
at Milwaukee											
Oakland											
Det. Mercy											
N. Kentucky											
Wright St.											
UIC											
at Y'town St.											
at Cleveland St.											
Milwaukee											
Green Bay											
at Det. Mercy											
at Oakland											

* denotes starter


CAREER STATS

Season	GP-GS	MIN-Avg	FG	Pct.	3FG	Pct.	FT	Pct.
2018-19	4-0	18-4.5	5-5	1.000	0-0	.000	5-6	.833
TOTALS	4-0	18-4.5	5-5	1.000	0-0	.000	5-6	.833

REBOUNDS

Season	O-D-REB-AVG.	PF-DQ	AST	TO	BLK	STL	PTS-PPG
2018-19	1-3-4-1.0	1-0	1	2	1	1	15-3.8
TOTALS	1-3-4-1.0	1-0	1	2	1	1	15-3.8

PLAYER BIOS



JACK HANSEN

Freshman | Forward
6-7 | 205
Noblesville, Ind.
Guerin Catholic

Birthdate: December 11, 1999 (age 19)
Major: Accounting

#4

QUICK NOTES

Follows in the footsteps of recent IUPUI graduate Aaron Brennan in joining the Jaguars from Guerin Catholic High School... was a two-time honorable mention all-state honoree and widely considered among the top 15 prospects from the state of Indiana in the 2018 class... older brother Evan was team captain on the Wabash College football team before passing away on Sept. 10, 2018.

CAREER/SEASON HIGHS

CAREER HIGH	CATEGORY	SEASON HIGH
10 at Xavier (11/6/18)	PTS	10 at Xavier (11/6/18)
5 - 2x	REB	5 - 2x
2 at Morehead State (12/21/18)	AST	2 at Morehead State (12/21/18)
3 - 2x	FG	3 - 2x
8 at Xavier (11/6/18)	FGA	8 at Xavier (11/6/18)
2 - 3x	3FG	2 - 3x
6 at Xavier (11/6/18)	3FGA	6 at Xavier (11/6/18)
3 - 3x	FT	3 - 3x
4 at Northern Kentucky (12/28/18)	FTA	4 at Northern Kentucky (12/28/18)
1 - 4x	STL	1 - 4x
1 - 3x	BLK	1 - 3x
18 at Xavier (11/6/18)	MIN	18 at Xavier (11/6/18)

GAME-BY-GAME

Opponent	MIN	FG	3FG	FT	O-D-T	PF	A	TO	B	S	PTS
at Xavier	18	3-8	2-6	2-2	1-3-4	2	0	0	1	0	10
E. Illinois	9	1-2	1-1	0-0	0-1-1	2	0	1	0	0	3
at Boston Coll.	11	2-5	1-3	0-0	1-1-2	0	1	0	0	0	5
at Richmond	12	0-1	0-1	0-0	0-2-2	1	0	1	0	1	0
vs. St. Francis	11	1-1	0-0	0-0	1-4-5	3	1	0	0	0	2
vs. Grambling	12	3-6	2-5	0-0	0-2-2	2	0	2	0	0	8
Bradley	6	0-1	0-0	3-3	0-1-1	1	0	1	0	0	3
Ball State	9	0-1	0-1	0-0	2-0-2	3	1	0	0	0	0
IU Kokomo	15	0-4	0-2	0-0	0-5-5	2	1	1	1	0	0
IU Northwest	15	0-4	0-1	0-0	1-1-2	0	1	0	0	0	0
W. Illinois	10	0-2	0-2	0-0	0-0-0	0	1	0	0	0	0
at Purdue FW	16	2-5	1-2	3-3	1-2-3	4	0	1	1	0	8
at Morehead St.	15	2-3	2-2	1-2	0-0-0	2	2	1	0	1	7
at N. Kentucky	17	1-4	0-1	3-4	2-1-3	2	1	0	0	1	5
at Wright St.	7	0-1	0-1	2-2	1-0-1	2	1	0	0	0	2
at UIC	4	0-0	0-0	0-0	0-0-0	0	0	0	0	0	0
Cleveland St.	10	1-3	0-2	0-0	0-1-1	1	0	1	0	0	2
Y'town St.	5	0-0	0-0	0-0	0-2-2	0	0	0	0	0	0
at Green Bay	5	0-1	0-0	0-0	0-1-1	0	0	0	0	0	0
at Milwaukee	4	1-5	1-4	0-0	0-1-1	0	0	0	0	1	3
Oakland											
Det. Mercy											
N. Kentucky											
Wright St.											
UIC											
at Y'town St.											
at Cleveland St.											
Milwaukee											
Green Bay											
at Det. Mercy											
at Oakland											

* denotes starter

CAREER STATS

Season	GP-GS	MIN-Avg	FG	Pct.	3FG	Pct.	FT	Pct.
2018-19	20-0	211-10.6	17-57	.298	10-34	.294	14-16	.875
TOTALS	20-0	211-10.6	17-57	.298	10-34	.294	14-16	.875

REBOUNDS

Season	O-D-REB-AVG.	PF-DQ	AST	TO	BLK	STL	PTS-PPG
2018-19	10-28-38-1.9	27-0	10	9	3	4	58-2.9
TOTALS	10-28-38-1.9	27-0	10	9	3	4	58-2.9



CAMRON JUSTICE

Junior | Guard
6-3 | 180
Hindman, Ky.
Knott County Central (Vanderbilt)

Birthdate: February 13, 1997 (age 21)
Major: Organizational Leadership & Supervision

#5

QUICK NOTES

2015 Kentucky Mr. Basketball selection and high school teammate of current Jaguar Evan Hall at Knott County Central High School... finished his high school career ranked third on the state's all-time list in points (3,588) and threes made (393)... originally committed to Tennessee and then attended Vanderbilt for two years before transferring to IUPUI in 2017... named MVP of the Niagara Regional of the Fort Myers Tip-Off this season after wins over St. Francis Brooklyn and Grambling.

CAREER/SEASON HIGHS

CAREER HIGH	CATEGORY	SEASON HIGH
30 at UIC (1/4/19)	PTS	30 at UIC (1/4/19)
7 at Wright State (12/30/18)	REB	7 at Wright State (12/30/18)
7 vs. Western Illinois (12/15/18)	AST	7 vs. Western Illinois (12/15/18)
11 vs. Ball State (12/1/18)	FG	11 vs. Ball State (12/1/18)
20 - 2x	FGA	20 - 2x
6 at UIC (1/4/19)	3FG	6 at UIC (1/4/19)
12 at Boston College (11/14/18)	3FGA	12 at Boston College (11/14/18)
15 vs. Bradley (11/28/18)	FT	15 vs. Bradley (11/28/18)
15 vs. Bradley (11/28/18)	FTA	15 vs. Bradley (11/28/18)
3 - 3x	STL	3 - 3x
---	BLK	---
37 vs. Western Illinois (12/15/18)	MIN	37 vs. Western Illinois (12/15/18)

GAME-BY-GAME

Opponent	MIN	FG	3FG	FT	O-D-T	PF	A	TO	B	S	PTS
at Xavier*	11	1-6	1-4	6-7	0-3-3	2	0	3	0	1	9
E. Illinois*	36	7-18	2-9	5-7	1-4-5	2	3	2	0	0	21
at Boston Coll.*	33	7-19	2-12	13-13	1-1-2	2	3	1	0	3	29
at Richmond*	34	5-11	3-7	1-2	0-1-1	5	2	3	0	1	14
vs. St. Francis*	30	7-16	1-8	2-2	0-2-2	2	1	0	0	1	17
vs. Grambling*	30	8-15	5-8	2-2	0-4-4	2	2	3	0	0	23
Bradley*	36	4-9	4-7	15-15	0-5-5	1	2	2	0	0	27
Ball State*	36	11-20	3-8	3-4	1-0-1	5	2	1	0	1	28
IU Kokomo*	20	7-11	3-6	1-2	1-3-4	1	2	2	0	2	18
IU Northwest*	24	7-10	2-5	6-7	0-3-3	1	6	2	0	0	22
W. Illinois*	37	5-12	4-6	6-6	0-1-1	2	7	3	0	1	20
at Purdue FW*	33	10-18	4-8	1-1	0-3-3	1	0	3	0	1	25
at Morehead St.*	35	6-20	2-11	6-8	0-1-1	3	3	1	0	2	20
at N. Kentucky*	29	5-10	1-4	1-1	1-0-1	3	4	3	0	2	12
at Wright St.*	36	5-15	0-7	7-9	0-7-7	4	2	3	0	0	17
at UIC*	33	9-18	6-9	6-6	1-3-4	1	2	4	0	2	30
Cleveland St.*	32	5-9	1-3	2-2	0-1-1	2	6	4	0	0	13
Y'town St.*	36	5-14	2-8	1-2	0-1-1	4	2	3	0	0	13
at Green Bay*	34	5-15	1-8	5-7	1-5-6	2	3	4	0	3	16
at Milwaukee*	31	5-13	3-8	4-4	0-4-4	0	1	3	0	3	17
Oakland											
Det. Mercy											
N. Kentucky											
Wright St.											
UIC											
at Y'town St.											
at Cleveland St.											
Milwaukee											
Green Bay											
at Det. Mercy											
at Oakland											

* denotes starter

CAREER STATS

Season	GP-GS	MIN-Avg	FG	Pct.	3FG	Pct.	FT	Pct.
2015-16*	26-0	257-9.9	31-75	.413	21-54	.389	5-6	.833
2016-17*	7-0	65-9.3	4-16	.250	1-8	.125	3-6	.500
2018-19	20-20	626-31.3	124-279	.444	50-146	.342	93-107	.869
TOTALS	20-20	626-31.3	124-279	.444	50-146	.342	93-107	.869

REBOUNDS

Season	O-D-REB-AVG.	PF-DQ	AST	TO	BLK	STL	PTS-PPG
2015-16*	2-25-27-1.0	28-0	9	14	0	9	88-3.4
2016-17*	0-6-6-0.9	5-0	7	4	0	3	12-1.7
2018-19	7-52-59-3.0	45-2	53	50	0	23	391-19.6
TOTALS	7-52-59-3.0	45-2	53	50	0	23	391-19.6

*at Vanderbilt | TOTALS only reflect IUPUI totals

PLAYER BIOS



NICK ROGERS

#10

Junior | Guard
6-1 | 170
Indianapolis, Ind.
Traders Point Academy (Toledo)

Birthdate: August 6, 1996 (age 22)
Major: General Studies

QUICK NOTES

Indianapolis-native began his high school career at Pike before later attending Traders Point Academy and Elev8 Academy in Florida... played one season at Toledo before transferring to IUPUI in 2016... lost the fingertips to three fingers on his right (shooting) hand in a lawn mowing accident when he was 15 as a sophomore at Pike, leading to a successful surgery to reattach the fingers... his father, Felix, played collegiately at UW-Whitewater from 1992-94 and ranks among the program leaders in 3's made (79) and 3pt percentage (48.9%).

CAREER/SEASON HIGHS

CAREER HIGH	CATEGORY	SEASON HIGH
15 vs. IU Northwest (12/12/18)	PTS	15 vs. IU Northwest (12/12/18)
5 - 2x	REB	3 - 3x
6 - 3x	AST	4 vs. IU Northwest (12/12/18)
6 vs. IU Northwest (12/12/18)	FG	6 vs. IU Northwest (12/12/18)
11 at Green Bay (1/2/18)	FGA	8 vs. IU Northwest (12/12/18)
3 - 2x	3FG	3 vs. IU Northwest (12/12/18)
5 - 3x	3FGA	5 vs. IU Northwest (12/12/18)
8 - 2x	FT	6 vs. Eastern Illinois (11/10/18)
10 - 2x	FTA	10 vs. Eastern Illinois (11/10/18)
2 - 6x	STL	2 - 2x
1 - 2x	BLK	---
33 vs. UIC (1/4/18)	MIN	23 - 2x

GAME-BY-GAME

Opponent	MIN	FG	3FG	FT	O-D-T	PF	A	TO	B	S	PTS
at Xavier	19	1-2	1-1	0-0	0-3-3	3	3	3	0	0	3
E. Illinois	16	1-3	1-3	6-10	0-2-2	0	1	2	0	2	9
at Boston Coll.	15	2-2	2-2	2-2	0-1-1	2	1	1	0	1	8
at Richmond	15	3-5	1-2	0-0	0-1-1	1	1	0	0	0	7
vs. St. Francis	18	1-2	0-1	0-1	0-0-0	0	0	2	0	0	2
vs. Grambling	15	0-0	0-0	0-0	0-0-0	0	1	2	0	0	0
Bradley	17	1-4	1-4	0-0	0-1-1	1	1	3	0	0	3
Ball State	7	1-1	0-0	0-0	0-0-0	1	0	1	0	1	2
IU Kokomo	21	2-6	2-5	1-2	0-3-3	0	2	0	0	0	7
IU Northwest	23	6-8	3-5	0-0	0-2-2	2	4	1	0	0	15
W. Illinois	4	0-1	0-1	0-0	0-0-0	0	0	0	0	0	0
at Purdue FW	9	0-1	0-0	2-2	0-0-0	0	1	0	0	0	2
at Morehead St.	8	0-1	0-1	0-0	1-0-1	2	3	0	0	0	0
at N. Kentucky	17	4-6	0-1	3-3	3-0-3	1	0	3	0	0	11
at Wright St.	23	3-5	1-3	1-2	1-1-2	3	3	1	0	1	8
at UIC	14	1-3	0-1	0-0	0-1-1	2	0	1	0	1	2
Cleveland St.	22	3-5	1-2	5-6	1-0-1	1	3	2	0	2	12
Y'town St.	18	3-5	2-4	0-0	0-0-0	2	3	1	0	1	8
at Green Bay	14	0-3	0-1	1-2	0-2-2	1	0	1	0	1	1
at Milwaukee	15	1-3	1-2	0-0	0-1-1	0	1	0	0	0	3
Oakland											
Det. Mercy											
N. Kentucky											
Wright St.											
UIC											
at Y'town St.											
at Cleveland St.											
Milwaukee											
Green Bay											
at Det. Mercy											
at Oakland											

* denotes starter


CAREER STATS

Season	GP-GS	MIN-Avg	FG	Pct.	3FG	Pct.	FT	Pct.
2015-16*	31-0	282-9.1	15-55	.273	7-26	.269	30-44	.682
2017-18	27-25	635-23.5	40-120	.333	17-49	.347	40-56	.714
2018-19	20-0	310-15.5	33-66	.500	16-39	.410	21-29	.724
TOTALS	47-25	945-20.1	73-186	.392	33-88	.375	61-85	.718

REBOUNDS

Season	O-D-REB-AVG.	PF-DQ	AST	TO	BLK	STL	PTS-PPG
2015-16*	2-22-0.8	41-0	36	14	1	7	67-2.2
2017-18	8-35-43.1.6	54-1	81	56	1	12	137-5.1
2018-19	6-18-24-1.2	22-0	28	24	0	10	103-5.2
TOTALS	14-53-67-1.4	76-1	109	80	1	22	240-5.1

*at Toledo | TOTALS only reflect IUPUI totals



BRANDON KENYON

#11

Freshman | Forward/Center
6-10 | 225
Caledonia, Ontario
RISE Prep

Birthdate: February 18, 1999 (age 19)
Major: Criminal Justice

QUICK NOTES

First Canadian-born IUPUI player since 1998-1999 (Shaun Clarke), however Clarke red-shirted his lone season and never appeared in a game for the Jaguars... was a teammate of Duke's R.J. Barrett and Florida guard Andrew Nembhard while playing for the 17U Nike EYBL UPLAY Canada program... is one of 119 Canadians playing Division I basketball this season, 77 of whom are Ontario natives.

CAREER/SEASON HIGHS

CAREER HIGH	CATEGORY	SEASON HIGH
8 vs. IU Kokomo (12/6/18)	PTS	8 vs. IU Kokomo (12/6/18)
4 vs. IU Northwest (12/12/18)	REB	4 vs. IU Northwest (12/12/18)
1 vs. IU Kokomo (12/6/18)	AST	1 vs. IU Kokomo (12/6/18)
3 vs. IU Kokomo (12/6/18)	FG	3 vs. IU Kokomo (12/6/18)
6 vs. IU Kokomo (12/6/18)	FGA	6 vs. IU Kokomo (12/6/18)
---	3FG	---
2 vs. IU Kokomo (12/6/18)	3FGA	2 vs. IU Kokomo (12/6/18)
3 at Xavier (11/6/18)	FT	3 at Xavier (11/6/18)
3 at Xavier (11/6/18)	FTA	3 at Xavier (11/6/18)
1 - 2x	STL	1 - 2x
1 - 2x	BLK	1 - 2x
16 at Xavier (11/6/18)	MIN	16 at Xavier (11/6/18)

GAME-BY-GAME

Opponent	MIN	FG	3FG	FT	O-D-T	PF	A	TO	B	S	PTS
at Xavier	16	2-5	0-1	3-3	0-1-1	5	0	1	0	0	7
E. Illinois	3	0-0	0-0	0-0	0-0-0	0	0	0	1	0	0
at Boston Coll.					DID NOT PLAY						
at Richmond					DID NOT PLAY						
vs. St. Francis	2	0-1	0-0	1-2	0-2-2	0	0	0	0	1	1
vs. Grambling	1	0-0	0-0	0-0	0-0-0	0	0	0	0	0	0
Bradley					DID NOT PLAY						
Ball State					DID NOT PLAY						
IU Kokomo	10	3-6	0-2	2-2	0-1-1	1	1	0	1	0	8
IU Northwest	9	1-3	0-0	0-2	2-2-4	0	0	0	0	1	2
W. Illinois					DID NOT PLAY						
at Purdue FW					DID NOT PLAY						
at Morehead St.					DID NOT PLAY						
at N. Kentucky					DID NOT PLAY						
at Wright St.					DID NOT PLAY						
at UIC					DID NOT PLAY						
Cleveland St.	1	0-1	0-1	0-0	0-0-0	0	0	0	0	0	0
Y'town St.					DID NOT PLAY						
at Green Bay					DID NOT PLAY						
at Milwaukee					DID NOT PLAY						
Oakland											
Det. Mercy											
N. Kentucky											
Wright St.											
UIC											
at Y'town St.											
at Cleveland St.											
Milwaukee											
Green Bay											
at Det. Mercy											
at Oakland											

* denotes starter

CAREER STATS

Season	GP-GS	MIN-Avg	FG	Pct.	3FG	Pct.	FT	Pct.
2018-19	7-0	42-6.0	6-16	.375	0-4	.000	6-9	.667
TOTALS	7-0	42-6.0	6-15	.375	0-4	.000	6-9	.667

REBOUNDS

Season	O-D-REB-AVG.	PF-DQ	AST	TO	BLK	STL	PTS-PPG
2018-19	2-6-8-1.1	6-1	1	1	2	2	18-2.6
TOTALS	2-6-8-1.1	6-1	1	1	2	2	18-2.6

PLAYER BIOS



AHMED ISMAIL

#15

Senior | Center
7-1 | 260
Cairo, Egypt
Nakhas Zagazig (Colby C.C./Manhattan)

Birthdate: January 21, 1995 (age 24)
Major: General Studies

QUICK NOTES

Oldest player on the team... tallest player in IUPUI history at 7-foot-1... began his college career at Colby [Kan.] Community College before playing the 2016-17 season at Manhattan where he averaged 3.9 points and 4.9 rebounds per game... one of four Egypt natives playing Division I basketball this season (Omar El-Sheikh/Fairfield, Karim Sameh Azab/Memphis & Ehab Amin/Oregon)... oldest player on the team will turn 24 in January... just the second 7-footer in program history, joining Bill Van Senus (2003-2008).

CAREER/SEASON HIGHS

CAREER HIGH	CATEGORY	SEASON HIGH
17 vs. Western Illinois (12/15/18)	PTS	17 vs. Western Illinois (12/15/18)
10 vs. Grambling (11/24/18)	REB	10 vs. Grambling (11/24/18)
3 - 2x	AST	3 - 2x
6 - 2x	FG	6 - 2x
9 vs. Grambling (11/24/18)	FGA	9 vs. Grambling (11/24/18)
1 vs. Western Illinois (12/15/18)	3FG	1 vs. Western Illinois (12/15/18)
1 - 2x	3FGA	1 - 2x
6 vs. Western Illinois (12/15/18)	FT	6 vs. Western Illinois (12/15/18)
8 vs. Western Illinois (12/15/18)	FTA	8 vs. Western Illinois (12/15/18)
1 - 2x	STL	1 - 2x
2 vs. Bradley (11/28/18)	BLK	2 vs. Bradley (11/28/18)
26 vs. Grambling (11/24/18)	MIN	26 vs. Grambling (11/24/18)

GAME-BY-GAME

Opponent	MIN	FG	3FG	FT	O-D-T	PF	A	TO	B	S	PTS
at Xavier*	18	0-0	0-0	3-4	1-5-6	4	0	2	0	0	3
E. Illinois	5	0-2	0-0	1-2	2-2-4	4	0	1	1	0	1
at Boston Coll.	7	0-1	0-0	0-0	0-0-0	5	1	1	0	0	0
at Richmond	12	0-1	0-0	1-2	0-2-2	2	0	3	0	0	1
vs. St. Francis	15	2-4	0-0	1-2	1-2-3	2	1	2	1	0	5
vs. Grambling	26	6-9	0-0	4-4	4-6-10	4	3	1	0	0	16
Bradley	22	5-7	0-0	3-5	0-5-5	3	1	0	2	1	13
Ball State	12	2-2	0-0	3-4	1-1-2	5	0	4	0	0	7
IU Kokomo	13	5-8	0-0	4-5	1-7-8	0	0	2	0	0	14
IU Northwest	14	3-5	0-0	3-6	1-2-3	2	0	3	1	0	9
W. Illinois	17	5-7	1-1	6-8	3-6-9	3	2	1	1	0	17
at Purdue FW	21	0-2	0-0	0-0	0-5-5	4	0	1	1	0	0
at Morehead St.	18	1-3	0-0	2-3	2-4-6	2	0	2	0	0	4
at N. Kentucky	25	5-7	0-0	1-3	1-4-5	4	0	1	0	0	11
at Wright St.	16	3-5	0-1	4-5	2-1-3	1	0	4	0	0	10
at UIC	14	0-3	0-0	1-2	3-3-6	2	0	0	1	0	1
Cleveland St.	20	6-7	0-0	1-3	2-3-5	1	3	1	1	1	13
Y'town St.	14	3-8	0-0	3-4	4-3-7	0	1	0	0	0	9
at Green Bay	9	1-1	0-0	0-0	4-1-5	3	1	1	0	0	2
at Milwaukee	14	2-5	0-0	0-0	2-1-3	0	1	0	0	0	4
Oakland											
Det. Mercy											
N. Kentucky											
Wright St.											
UIC											
at Y'town St.											
at Cleveland St.											
Milwaukee											
Green Bay											
at Det. Mercy											
at Oakland											

* denotes starter

CAREER STATS

Season	GP-GS	MIN-Avg	FG	Pct.	3FG	Pct.	FT	Pct.
2016-17*	30-19	483-16.1	42-82	.512	1-4	.250	32-52	.615
2018-19	20-1	312-15.6	49-87	.563	1-2	.500	41-62	.661
TOTALS	20-1	312-15.6	49-87	.563	1-2	.500	41-62	.661

REBOUNDS

Season	O-D-REB-AVG.	PF-DQ	AST	TO	BLK	STL	PTS-PPG
2016-17*	49-95-144-4.8	99-7	8	47	32	7	117-3.9
2018-19	34-63-97-4.9	51-2	14	30	9	2	140-7.0
TOTALS	34-63-97-4.9	51-2	14	30	9	2	140-7.0

*at Manhattan | TOTALS only reflect IUPUI totals



D.J. McCALL

#22

Senior | Guard
6-6 | 190
Fort Wayne, Ind.
Concordia Lutheran

Birthdate: October 23, 1995 (age 23)
Major: Masters in Applied Data Science

QUICK NOTES

Completed his undergraduate work in Informatics in three years and is now pursuing his Master's degree in Applied Data Science/Sports Analytics... mentors high school students in the Informatics Diversity-Enhanced Workforce (iDEW) program... voted Academic All-Horizon League as a junior... named to the Niagara Regional All-Tournament Team of the Fort Myers Tip-Off earlier this season... was an Indiana All-Star at the close of his high school career... helped his high school team to a Class 3A state runner-up finish in 2013.

CAREER/SEASON HIGHS

CAREER HIGH	CATEGORY	SEASON HIGH
25 at Western Illinois (11/28/17)	PTS	18 at Green Bay (1/17/19)
13 at Ball State (12/3/16)	REB	10 vs. IU Kokomo (12/6/18)
7 vs. Marian (12/28/16)	AST	5 - 3x
9 at Western Illinois (11/28/17)	FG	6 vs. Cleveland State (1/10/19)
20 at Western Illinois (11/28/17)	FGA	12 vs. Youngstown State (1/12/19)
3 - 3x	3FG	1 - 4x
7 at Western Illinois (11/28/17)	3FGA	2 - 3x
9 vs. Wright State (2/23/18)	FT	8 at Green Bay (1/17/19)
11 vs. Wright State (2/23/18)	FTA	9 at Green Bay (1/17/19)
5 at Green Bay (1/17/19)	STL	5 at Green Bay (1/17/19)
2 vs. Detroit Mercy (1/16/18)	BLK	1 - 5x
38 at North Dakota State (2/19/15)	MIN	34 at Green Bay (1/17/19)

GAME-BY-GAME

Opponent	MIN	FG	3FG	FT	O-D-T	PF	A	TO	B	S	PTS
at Xavier*	32	2-8	0-1	0-2	4-1-5	1	5	0	0	0	4
E. Illinois*	31	0-5	0-1	0-0	3-4-7	2	5	2	0	1	0
at Boston Coll.*	28	0-3	0-0	0-0	4-3-7	2	1	4	0	0	0
at Richmond*	30	5-6	0-0	1-2	2-4-6	4	1	2	0	1	11
vs. St. Francis*	32	5-8	0-0	2-2	1-1-2	1	1	1	0	3	12
vs. Grambling*	25	3-5	1-2	2-3	2-1-3	0	2	0	0	0	9
Bradley*	26	1-3	0-0	3-4	2-4-6	4	3	3	0	0	5
Ball State*	28	2-10	0-1	0-0	0-4-4	2	1	1	1	4	4
IU Kokomo*	23	3-4	1-1	2-3	3-7-10	2	5	3	1	1	9
IU Northwest*	21	3-4	0-0	3-3	0-4-4	1	2	5	0	1	9
W. Illinois*	29	1-4	0-2	0-2	2-5-7	3	2	0	1	0	2
at Purdue FW*	28	2-4	0-0	0-0	1-2-3	2	2	2	0	3	4
at Morehead St.*	25	2-6	0-1	0-1	0-3-3	1	3	1	0	2	4
at N. Kentucky*	20	1-4	0-0	0-0	2-4-6	2	1	1	1	1	2
at Wright St.*	31	1-2	0-0	0-0	1-7-8	3	2	2	0	0	2
at UIC*	33	2-6	0-0	3-4	2-3-5	2	0	3	0	1	7
Cleveland St.*	17	6-8	1-1	0-0	1-3-4	3	2	3	0	0	13
Y'town St.*	31	5-12	0-1	4-5	2-4-6	0	1	1	1	1	14
at Green Bay*	34	5-11	0-0	8-9	3-5-8	2	1	5	0	5	18
at Milwaukee*	26	4-6	1-2	4-5	3-2-5	3	2	1	0	2	13
Oakland											
Det. Mercy											
N. Kentucky											
Wright St.											
UIC											
at Y'town St.											
at Cleveland St.											
Milwaukee											
Green Bay											
at Det. Mercy											
at Oakland											

* denotes starter


CAREER STATS

Season	GP-GS	MIN-Avg	FG	Pct.	3FG	Pct.	FT	Pct.
2014-15	31-15	664-21.4	52-124	.419	6-19	.316	39-61	.639
2016-17	32-22	678-21.2	51-120	.425	5-18	.278	45-77	.584
2017-18	29-27	799-27.6	70-173	.405	10-40	.250	53-74	.716
2018-19	20-20	550-27.5	53-119	.445	4-13	.308	32-45	.711
TOTALS	112-84	2691-24.0	226-536	.422	25-90	.278	169-257	.658

REBOUNDS

Season	O-D-REB-AVG.	PF-DQ	AST	TO	BLK	STL	PTS-PPG
2015-16	31-58-89-2.9	49-1	38	55	1	19	149-4.8
2016-17	66-95-161-5.0	71-0	48	41	8	22	152-4.8
2017-18	48-73-121-4.2	67-2	57	41	11	43	203-7.0
2018-19	38-71-109-5.5	40-0	42	40	5	26	142-7.1
TOTALS	183-297-480-4.3	227-3	185	177	25	110	646-5.8

PLAYER BIOS



GRANT WEATHERFORD #23

Sophomore | Guard
6-2 | 185
Cicero, Ind.
Hamilton Heights (Purdue/Midland J.C.)

Birthdate: August 7, 1996 (age 22)
Major: General Studies

QUICK NOTES

Began his college career by redshirting in 2015-16 at Purdue before transferring to Midland [Tex.] College for the 2016-17 season... was granted a clock extension in December 2018, effectively, making him a sophomore... comes from a family filled with athletes as brother Sterling is a redshirt freshman DB on the Miami (Ohio) football team, older sister Dakota played basketball at Evansville & Louisville and oldest brother Austin played basketball at Rose Hulman... also garnered D1 football interest as a WR (155 catches, 60 TDs in high school).

CAREER/SEASON HIGHS

CAREER HIGH	CATEGORY	SEASON HIGH
20 at Purdue Fort Wayne (12/18/18)	PTS	20 at Purdue Fort Wayne (12/18/18)
7 at Morehead State (12/21/18)	REB	7 at Morehead State (12/21/18)
6 vs. IU Northwest (12/12/18)	AST	6 vs. IU Northwest (12/12/18)
6 at Purdue Fort Wayne (12/18/18)	FG	6 at Purdue Fort Wayne (12/18/18)
10 - 2x	FGA	10 - 2x
1 - 5x	3FG	1 - 5x
2 - 3x	3FGA	2 - 3x
7 - 2x	FT	7 - 2x
8 vs. Western Illinois (12/15/18)	FTA	8 vs. Western Illinois (12/15/18)
3 - 2x	STL	3 - 2x
1 - 2x	BLK	1 - 2x
35 at Wright State (12/30/18)	MIN	35 at Wright State (12/30/18)

GAME-BY-GAME

Opponent	MIN	FG	3FG	FT	O-D-T	PF	A	TO	B	S	PTS
at Xavier*	26	3-7	0-1	2-2	0-2-2	3	1	3	0	1	8
E. Illinois*	25	5-5	1-1	3-4	0-1-1	5	4	4	0	0	14
at Boston Coll.*	30	1-4	0-1	2-3	0-3-3	3	3	2	0	1	4
at Richmond*	23	3-4	0-0	0-0	2-1-3	1	3	0	0	1	6
vs. St. Francis*	16	0-1	0-0	0-0	0-2-2	1	0	3	0	3	0
vs. Grambling*	30	2-2	0-0	2-2	1-1-2	4	5	1	0	2	6
Bradley*	33	2-4	0-1	4-7	0-2-2	3	2	1	0	2	8
Ball State*	28	2-3	1-1	4-6	2-3-5	3	0	1	0	0	9
IU Kokomo*	22	1-2	0-0	0-0	1-2-3	2	5	0	0	1	2
IU Northwest*	19	1-2	0-0	0-0	0-3-3	1	6	0	0	2	2
W. Illinois*	29	3-6	0-0	7-8	0-1-1	3	4	0	1	0	13
at Purdue FW*	31	6-10	1-2	7-7	1-5-6	3	3	1	0	2	20
at Morehead St.*	27	2-7	0-0	0-2	2-5-7	3	1	0	0	0	4
at N. Kentucky*	33	4-10	0-2	2-3	0-1-1	3	3	1	0	1	10
at Wright St.*	35	2-6	1-2	2-2	0-1-1	5	0	1	0	3	7
at UIC*	26	0-2	0-0	0-0	1-1-2	3	5	3	0	2	0
Cleveland St.*	21	1-2	1-1	0-0	2-1-3	5	2	4	0	1	3
Y'town St.*	30	3-3	0-0	5-6	3-3-6	4	3	4	0	1	11
at Green Bay*	27	2-5	0-0	0-0	0-5-5	1	3	2	0	0	4
at Milwaukee*	27	0-0	0-0	0-0	1-2-3	3	2	1	1	1	0
Oakland											
Det. Mercy											
N. Kentucky											
Wright St.											
UIC											
at Y'town St.											
at Cleveland St.											
Milwaukee											
Green Bay											
at Det. Mercy											
at Oakland											


* denotes starter

CAREER STATS

Season	GP-GS	MIN-Avg	FG	Pct.	3FG	Pct.	FT	Pct.
2018-19	20-20	538-26.9	43-85	.506	5-12	.417	40-52	.769
TOTALS	20-20	538-26.9	43-85	.506	5-12	.417	40-52	.769

REBOUNDS

Season	O-D-REB-AVG.	PF-DQ	AST	TO	BLK	STL	PTS-PPG
2018-19	16-45-61-3.1	59-3	55	32	2	24	131-6.6
TOTALS	16-45-61-3.1	59-3	55	32	2	24	131-6.6



EVAN HALL #24

Senior | Forward
6-7 | 230
Hindman, Ky.
Knott County Central

Birthdate: August 10, 1996 (age 22)
Major: Organizational Leadership & Supervision

QUICK NOTES

High school teammate of Camron Justice while at Knott County Central... made his lone career three in his collegiate debut, helping seal a road win at Indiana State (Nov. 13, 2015)... became the 15th in school history to collect 500 career rebounds, doing so at UIC on Jan. 4... is the fourth player in the program's Division I history to grab 200 offensive rebounds, joining a group that includes Don Carlisle, Brandon Cole and Jon Avery... won a national championship on the AAU circuit in 2014 with The Ville.

CAREER/SEASON HIGHS

CAREER HIGH	CATEGORY	SEASON HIGH
21 vs. Omaha (1/11/17)	PTS	18 at Boston College (11/14/18)
12 vs. Oakland (2/19/18)	REB	10 at Boston College (11/14/18)
5 vs. Ball State (12/1/18)	AST	5 vs. Ball State (12/1/18)
10 at Milwaukee (2/16/18)	FG	8 at Boston College (11/14/18)
16 at Boston College (11/14/18)	FGA	16 at Boston College (11/14/18)
1 at Indiana State (11/13/15)	3FG	---
1 at Indiana State (11/13/15)	3FGA	---
8 vs. Urbana (12/12/16)	FT	3 - 2x
9 - 2x	FTA	7 vs. Western Illinois (12/15/18)
4 vs. Ball State (12/1/18)	STL	4 vs. Ball State (12/1/18)
4 at Milwaukee (2/16/18)	BLK	3 - 3x
33 - 2x	MIN	33 at Boston College (11/14/18)

GAME-BY-GAME

Opponent	MIN	FG	3FG	FT	O-D-T	PF	A	TO	B	S	PTS
at Xavier											
E. Illinois*	26	3-5	0-0	0-0	1-1-2	3	1	2	0	1	6
at Boston Coll.*	33	8-16	0-0	2-6	6-4-10	2	0	2	2	1	18
at Richmond*	27	5-7	0-0	3-6	2-3-5	2	2	3	2	0	13
vs. St. Francis*	23	7-9	0-0	1-4	0-8-8	2	1	5	1	0	15
vs. Grambling*	15	3-10	0-0	0-1	1-3-4	5	1	2	0	0	6
Bradley*	17	4-6	0-0	1-5	1-3-4	4	0	0	2	0	9
Ball State*	27	3-8	0-0	0-3	1-1-2	4	5	4	0	4	6
IU Kokomo*	17	3-8	0-0	1-2	4-2-6	3	0	1	2	0	7
IU Northwest*	17	4-6	0-0	0-2	3-3-6	3	1	3	3	0	8
W. Illinois*	23	4-8	0-0	2-7	2-3-5	2	0	2	1	1	10
at Purdue FW*	16	1-9	0-0	1-4	4-1-5	1	1	2	1	1	3
at Morehead St.*	15	4-9	0-0	1-2	4-4-8	4	1	2	1	0	9
at N. Kentucky*	15	3-6	0-0	0-0	0-3-3	5	0	2	0	1	6
at Wright St.*	24	6-11	0-0	1-2	2-2-4	4	0	1	0	0	13
at UIC*	26	4-12	0-0	1-2	2-3-5	3	4	3	0	1	9
Cleveland St.*	21	5-6	0-0	0-4	2-5-7	4	2	1	0	0	10
Y'town St.*	17	3-4	0-0	0-0	1-3-4	2	0	0	3	0	6
at Green Bay*	28	4-8	0-0	3-4	1-4-5	2	0	4	2	0	11
at Milwaukee*	32	3-9	0-0	0-0	1-4-5	1	3	1	3	1	6
Oakland											
Det. Mercy											
N. Kentucky											
Wright St.											
UIC											
at Y'town St.											
at Cleveland St.											
Milwaukee											
Green Bay											
at Det. Mercy											
at Oakland											

* denotes starter

CAREER STATS

Season	GP-GS	MIN-Avg	FG	Pct.	3FG	Pct.	FT	Pct.
2015-16	23-11	383-16.7	50-97	.515	1-1	1.000	19-47	.404
2016-17	30-23	596-19.9	96-163	.589	0-0	.000	35-89	.393
2017-18	29-29	655-22.6	97-215	.451	0-0	.000	30-102	.294
2018-19	19-19	419-22.1	77-157	.490	0-0	.000	17-54	.315
TOTALS	101-82	2053-20.3	320-632	.506	1-1	1.000	101-292	.346

REBOUNDS

Season	O-D-REB-AVG.	PF-DQ	AST	TO	BLK	STL	PTS-PPG
2015-16	41-50-91-4.0	67-4	14	17	7	10	120-5.2
2016-17	73-83-156-5.2	83-1	14	40	24	16	227-7.6
2017-18	74-104-178-6.1	79-1	20	54	25	21	224-7.7
2018-19	38-60-98-5.2	56-2	22	40	23	11	171-9.0
TOTALS	226-297-523-5.2	285-8	70	151	79	58	742-7.3

PLAYER BIOS



TREVOR JOHNSON #25

Junior | Guard
6-2 | 170
Flagstaff, Ariz.
Flagstaff (Mesa C.C.)

Birthdate: December 25, 1995 (age 22)
Major: General Studies

QUICK NOTES

Joined the IUPUI program at the start of the spring semester in 2018 but wasn't eligible until the start of the 2018-19 season... was one of the top prep players in Arizona at Flagstaff High School, averaging 20 points, six assists, five boards and three steals per game in earning the state's Division II, Section One Player of the Year Award... started the Jaguars' exhibition game against Central State as D.J. McCall was sidelined due to a stomach ailment.

CAREER/SEASON HIGHS

CAREER HIGH	CATEGORY	SEASON HIGH
2 vs. IU Northwest (12/12/18)	PTS	2 vs. IU Northwest (12/12/18)
6 vs. IU Northwest (12/12/18)	REB	6 vs. IU Northwest (12/12/18)
3 vs. IU Northwest (12/12/18)	AST	3 vs. IU Northwest (12/12/18)
1 vs. IU Northwest (12/12/18)	FG	1 vs. IU Northwest (12/12/18)
2 - 2x	FGA	2 - 2x
---	3FG	---
1 - 2x	3FGA	1 - 2x
---	FT	---
---	FTA	---
---	STL	---
1 vs. IU Kokomo (12/6/18)	BLK	1 vs. IU Kokomo (12/6/18)
11 vs. IU Kokomo (12/6/18)	MIN	11 vs. IU Kokomo (12/6/18)

GAME-BY-GAME

Opponent	MIN	FG	3FG	FT	O-D-T	PF	A	TO	B	S	PTS
at Xavier					DID NOT PLAY						
E. Illinois					DID NOT PLAY						
at Boston Coll.					DID NOT PLAY						
at Richmond					DID NOT PLAY						
vs. St. Francis					DID NOT PLAY						
vs. Grambling	1	0-0	0-0	0-0	0-0-0	0	0	0	0	0	0
Bradley					DID NOT PLAY						
Ball State	1	0-0	0-0	0-0	0-0-0	0	0	0	0	0	0
IU Kokomo	11	0-2	0-1	0-0	0-1-1	0	1	0	1	0	0
IU Northwest	10	1-2	0-1	0-0	0-6-6	2	3	2	0	0	2
W. Illinois					DID NOT PLAY						
at Purdue FW					DID NOT PLAY						
at Morehead St.					DID NOT PLAY						
at N. Kentucky	1	0-0	0-0	0-0	0-0-0	0	0	0	0	0	0
at Wright St.					DID NOT PLAY						
at UIC					DID NOT PLAY						
Cleveland St.	2	0-1	0-0	0-0	0-0-0	0	0	1	0	0	0
Y'town St.					DID NOT PLAY						
at Green Bay					DID NOT PLAY						
at Milwaukee					DID NOT PLAY						
Oakland											
Det. Mercy											
N. Kentucky											
Wright St.											
UIC											
at Y'town St.											
at Cleveland St.											
Milwaukee											
Green Bay											
at Det. Mercy											
at Oakland											

* denotes starter

CAREER STATS

Season	GP-GS	MIN-Avg	FG	Pct.	3FG	Pct.	FT	Pct.
2018-19	6-0	26-4.3	1-5	.200	0-2	.000	0-0	.000
TOTALS	6-0	26-4.3	1-5	.200	0-2	.000	0-0	.000

REBOUNDS

Season	O-D-REB-AVG.	PF-DQ	AST	TO	BLK	STL	PTS-PPG
2018-19	0-7-1.2	2-0	4	3	1	0	2-0.3
TOTALS	0-7-1.2	2-0	4	3	1	0	2-0.3



ELYJAH GOSS #32

Sophomore | Forward
6-7 | 195
Bolingbrook, Ill.
Plainfield East

Birthdate: April 28, 1998 (age 20)
Major: Sports Management

QUICK NOTES

Late bloomer redshirted his first season at IUPUI and has taken over a starting role as a sophomore... early indications show that he'll be an elite rebounder in his second full season... was an honorable mention All-State selection as a senior at Plainfield (Ill.) East High School after racking up 16 double-doubles and shooting a school record 56 percent from the floor... is the only player in Plainfield East history to average a double-double for a full season.

CAREER/SEASON HIGHS

CAREER HIGH	CATEGORY	SEASON HIGH
16 vs. Cleveland State (1/10/19)	PTS	16 vs. Cleveland State (1/10/19)
13 vs. Cleveland State (1/10/19)	REB	13 vs. Cleveland State (1/10/19)
3 - 2x	AST	3 vs. Cleveland State (1/10/19)
6 - 2x	FG	6 - 2x
9 - 2x	FGA	9 - 2x
2 at Boston College (11/14/18)	3FG	2 at Boston College (11/14/18)
3 vs. Eastern Illinois (11/10/18)	3FGA	3 vs. Eastern Illinois (11/10/18)
6 vs. Cleveland State (1/10/19)	FT	6 vs. Cleveland State (1/10/19)
8 at Morehead State (12/21/18)	FTA	8 at Morehead State (12/21/18)
2 - 6x	STL	2 - 3x
3 vs. Anderson (11/13/17)	BLK	2 - 5x
33 - twice	MIN	33 - twice

GAME-BY-GAME

Opponent	MIN	FG	3FG	FT	O-D-T	PF	A	TO	B	S	PTS
at Xavier*	26	2-5	0-1	0-2	2-6-8	0	0	1	2	1	4
E. Illinois*	27	3-7	1-3	3-4	3-7-10	1	1	1	2	1	10
at Boston Coll.*	28	3-5	2-2	1-1	3-7-10	3	0	1	0	0	9
at Richmond*	21	3-7	1-2	1-2	0-6-6	2	1	1	2	2	8
vs. St. Francis*	26	1-4	0-1	3-4	1-10-11	2	1	1	0	0	5
vs. Grambling*	22	2-6	0-2	1-2	2-4-6	4	1	1	1	1	5
Bradley*	26	6-7	0-0	0-0	3-3-6	3	2	0	0	1	12
Ball State*	26	2-4	0-1	0-0	0-6-6	0	1	1	0	1	4
IU Kokomo*	18	4-6	0-0	5-5	1-2-3	3	0	1	2	0	13
IU Northwest*	18	4-4	0-0	1-1	0-3-3	2	0	1	0	1	9
W. Illinois*	30	6-9	1-1	0-0	2-8-10	0	1	0	2	0	13
at Purdue FW*	21	1-3	0-0	0-0	2-2-4	1	2	0	0	0	2
at Morehead St.*	33	3-6	0-1	5-8	6-3-9	0	0	0	2	1	11
at N. Kentucky*	17	2-3	0-0	2-4	0-2-2	2	2	0	1	1	6
at Wright St.*	17	1-3	0-0	0-0	2-5-7	1	1	2	0	0	2
at UIC*	33	2-4	0-0	1-2	2-9-11	3	1	2	1	1	5
Cleveland St.*	27	5-9	0-1	6-6	5-8-13	3	3	1	1	2	16
Y'town St.*	27	2-5	0-0	2-2	1-3-4	3	0	1	1	1	6
at Green Bay*	28	5-8	1-2	0-1	5-3-8	2	0	3	0	2	11
at Milwaukee*	26	1-3	0-1	1-2	2-6-8	2	0	1	1	0	3
Oakland											
Det. Mercy											
N. Kentucky											
Wright St.											
UIC											
at Y'town St.											
at Cleveland St.											
Milwaukee											
Green Bay											
at Det. Mercy											
at Oakland											

* denotes starter


CAREER STATS

Season	GP-GS	MIN-Avg	FG	Pct.	3FG	Pct.	FT	Pct.
2017-18	30-0	414-13.8	41-93	.441	4-13	.308	22-29	.759
2018-19	20-20	497-24.9	58-108	.537	6-18	.333	32-46	.696
TOTALS	50-20	911-18.2	99-201	.493	10-31	.323	54-75	.720

REBOUNDS

Season	O-D-REB-AVG.	PF-DQ	AST	TO	BLK	STL	PTS-PPG
2017-18	38-68-106-3.5	46-0	12	20	11	12	108-3.6
2018-19	42-103-145-7.3	36-0	18	19	16	16	154-7.7
TOTALS	80-171-251-5.0	82-0	30	39	27	28	262-5.2

PLAYER BIOS



DANIEL ALSTON

#55

Freshman | Guard
6-0 | 175
Champaign, Ill.
Judah Christian

Birthdate: May 5, 2000 (age 18)
Major: Sports Management

QUICK NOTES

IUPUI's youngest player... non-scholarship addition was a two-year letterwinner at Judah Christian (Ill.) High School and averaged 17.4 points, 6.3 rebounds and 3.2 assists per game as a senior... first IUPUI player to wear No. 55 since 2012 when Christian Siakam donned the number... is just the third player in the program's Division I history to wear No. 55, joining Siakam and Herbert Lambert.

CAREER/SEASON HIGHS

CAREER HIGH	CATEGORY	SEASON HIGH
2 vs. IU Northwest (12/12/18)	PTS	2 vs. IU Northwest (12/12/18)
1 vs. Cleveland State (1/10/19)	REB	1 vs. Cleveland State (1/10/19)
---	AST	---
1 vs. IU Northwest (12/12/18)	FG	1 vs. IU Northwest (12/12/18)
2 vs. IU Northwest (12/12/18)	FGA	2 vs. IU Northwest (12/12/18)
---	3FG	---
1 vs. IU Northwest (12/12/18)	3FGA	1 vs. IU Northwest (12/12/18)
---	FT	---
---	FTA	---
---	STL	---
---	BLK	---
3 - 2x	MIN	3 - 2x

GAME-BY-GAME

Opponent	MIN	FG	3FG	FT	O-D-T	PF	A	TO	B	S	PTS
at Xavier					DID NOT PLAY						
E. Illinois					DID NOT PLAY						
at Boston Coll.					DID NOT PLAY						
at Richmond					DID NOT PLAY						
vs. St. Francis	1	0-0	0-0	0-0	0-0-0	0	0	0	0	0	0
vs. Grambling					DID NOT PLAY						
Bradley					DID NOT PLAY						
Ball State					DID NOT PLAY						
IU Kokomo	3	0-0	0-0	0-0	0-0-0	0	0	1	0	0	0
IU Northwest	3	1-2	0-1	0-0	0-0-0	0	0	0	0	0	2
W. Illinois					DID NOT PLAY						
at Purdue FW					DID NOT PLAY						
at Morehead St.					DID NOT PLAY						
at N. Kentucky					DID NOT PLAY						
at Wright St.					DID NOT PLAY						
at UIC					DID NOT PLAY						
Cleveland St.	1	0-0	0-0	0-0	0-1-1	0	0	1	0	0	0
Y'town St.					DID NOT PLAY						
at Green Bay					DID NOT PLAY						
at Milwaukee					DID NOT PLAY						
Oakland											
Det. Mercy											
N. Kentucky											
Wright St.											
UIC											
at Y'town St.											
at Cleveland St.											
Milwaukee											
Green Bay											
at Det. Mercy											
at Oakland											

* denotes starter

CAREER STATS

Season	GP-GS	MIN-Avg	FG	Pct.	3FG	Pct.	FT	Pct.
2018-19	4-0	8-2.0	1-2	.500	0-1	.000	0-0	.000
TOTALS	4-0	8-2.0	1-2	.000	0-1	.000	0-0	.000

REBOUNDS

Season	O-D-REB-AVG.	PF-DQ	AST	TO	BLK	STL	PTS-PPG
2018-19	0-1-0.3	0-0	0	2	0	0	2-0.5
TOTALS	0-1-0.3	0-0	0	2	0	0	2-0.5

2018-2019 REDSHIRTS (DIVISION I TRANSFERS)



MARCUS BURK

#14

Junior | Guard
6-3 | 205
Indianapolis, Ind.
Franklin Central (Campbell)

Birthdate: September 27, 1997 (age 21)
Major: General Studies

QUICK NOTES

Will have two years of eligibility remaining after coming to IUPUI from Campbell... averaged 15.1 points per game as a sophomore while draining 91 3's... made 158 3's in his two seasons for the Camels at a 41 percent clip... was named to the Indianapolis Star Super Team after his senior year at Franklin Central saw him average 25.3 points and 5.7 rebounds a game.

CAREER STATS

Season	GP-GS	MIN-Avg	FG	Pct.	3FG	Pct.	FT	Pct.
2016-17*	36-12	754-20.9	96-224	.429	67-167	.401	29-37	.784
2017-18*	32-31	1013-31.7	171-345	.496	91-221	.412	51-60	.850
TOTALS*	68-43	1767-26.0	267-569	.469	158-388	.407	80-97	.825

REBOUNDS

Season	O-D-REB-AVG.	PF-DQ	AST	TO	BLK	STL	PTS-PPG
2016-17*	9-78-87-2.4	51-0	28	25	3	17	288-8.0
2017-18*	19-97-116-3.6	56-1	38	43	8	40	484-15.1
TOTALS*	28-175-203-3.0	107-1	66	68	11	57	772-11.4

*at Campbell



JAMIL JACKSON

#1

Junior | Guard/Forward
6-6 | 190
Minneapolis, Minn.
Minneapolis North (Williston St./Southern Utah)

Birthdate: March 5, 1998 (age 20)
Major: Informatics

QUICK NOTES

Will have at least two years of eligibility remaining beginning next season... was limited to five games as a sophomore at Southern Utah, where he averaged 2.8 points per game before being shutdown due to injury... played at Williston State [N.D.] College as a freshman, earning honorable mention All-America honors after leading the team in scoring (16.3 ppg) and rebounding (6.4 rpg) and shooting 48 percent overall and 41 percent from deep.

CAREER STATS

Season	GP-GS	MIN-Avg	FG	Pct.	3FG	Pct.	FT	Pct.
2017-18*	5-0	71-14.2	6-14	.429	0-3	.000	2-2	1.000
TOTALS*	5-0	71-14.2	6-14	.429	0-3	.000	2-2	1.000

REBOUNDS

Season	O-D-REB-AVG.	PF-DQ	AST	TO	BLK	STL	PTS-PPG
2017-18*	1-1-2-0.4	9-1	5	3	1	2	14-2.8
TOTALS*	1-1-2-0.4	9-1	5	3	1	2	14-2.8

*at Southern Utah

TEAM IMPACT - CAYDEN BARINGER



CAYDEN BARINGER

Nickname: Cay Jax
Dream Vacation Destination: China
Favorite Movie: Matilda
Favorite Food: Cereal
Favorite Athlete: Steph Curry
Super Power You'd Love to Have: Read Minds

QUICK NOTES

Through a partnership with Team IMPACT, 9-year old **Cayden Baringer** signed with the IUPUI basketball team on Dec. 19, 2018 at a ceremony at the IUPUI Athletics Offices. Baringer, a Carmel-native, was diagnosed with Leukodystrophy in 2017.

Leukodystrophies are a group of rare, progressive, metabolic, genetic diseases that affect the brain, spinal cord and often the peripheral nerves. Each type of leukodystrophy is caused by a specific gene abnormality that leads to abnormal development or destruction of the white matter (myelin sheath) of the brain.

Cayden, his mother Cara, and brothers Liam and Lucas, will be frequent guests to IUPUI games, practices and team events now that he's officially signed with the program.

CHART WATCHING

Career Rebounds

	Name	Reb.	Year(s)
1.)	Don Carlisle	769	1997-01
2.)	Brandon Cole	703	2002-06
	Jesse Bingham	703	1985-89
4.)	Charles Price	688	1997-02
5.)	Alex Young	668	2008-12
6.)	Tony Long	639	1987-91
7.)	Billy Pettiford	632	2006-10
8.)	Eric McKay	623	1982-85
9.)	Marcellus Barksdale	593	2011-16
10.)	Dale Taylor	580	1975-77
11.)	Troy Fitts	568	1975-77
12.)	George Hill	547	2004-08
13.)	Jon Avery	544	2006-10
14.)	Jeff Roach	535	1985-88
15.)	Evan Hall	523	2015-pres.
16.)	Donovan Gibbs	482	2010-14
---	D.J. McCall	480	2014-pres.

Career Blocked Shots

	Name	Blk.	Year(s)
1.)	Charles Price	165	1997-02
2.)	David Dickey	118	1994-98
3.)	Robert Glenn	100	2008-10
4.)	Alex Young	89	2008-12
5.)	Mitch Patton	88	2010-14
6.)	Billy Pettiford	83	2006-10
7.)	Jon Avery	82	2006-10
8.)	Evan Hall	79	2015-pres.
9.)	Angelo Smith	71	2005-07
10.)	Marcellus Barksdale	66	2011-16
11.)	James Booyer	64	2003-05
	Don Carlisle	64	1997-01
	Anthony Winburn	64	1995-97

Consecutive Double-Digit Scoring Gms.

(D1 era / 1998-present)

	Name	No.	Year(s)
1.)	George Hill	29	2007-08
2.)	Alex Young	26	2010-12
	<i>2010-11 (24 straight) + 2011-12 (2 straight)</i>		
3.)	Alex Young	22	2011-12
	Odell Bradley	22	2002-04
	<i>2002-03 (12 straight) + 2003-04 (10 straight)</i>		
5.)	Camron Justice	19	2018-19
	Matt O'Leary	19	2016-17
	Leroy Nobles	19	2010-11
	Alex Young	19	2009-10
9.)	Robert Glenn	17	2008-10
	<i>2008-09 (11 straight) + 2009-10 (6 straight)</i>		
	Austin Montgomery	17	2006-08
	<i>2006-07 (4 straight) + 2007-08 (13 straight)</i>		
11.)	Robert Glenn	16	2009-10
12.)	Ian Chiles	15	2013-14
13.)	Don Carlisle	13	1999-01
	<i>1999-00 (3 straight) + 2000-01 (10 straight)</i>		
14.)	Alex Young	12	2010-11
	Brandon Cole	12	2005-06
	Odell Bradley	12	2003-04

LAST FOUR BOX SCORES

GAME #17 • IUPUI 90, CLEVELAND STATE 74 (INDIANA FARMERS COLISEUM)

Cleveland St. 74 • 5-13, 0-5 HL

#	Player		Total		3-Ptr	Rebounds			PF	TP	A TO Blk Stl				Min	
			FG-FGA	FG-FGA		FT-FTA	Off	Def			Tot	A	TO	Blk		Stl
12	Algevon Eichelberger	f	0-1	0-0	0-2	0	0	0	2	0	1	0	1	1	8	
01	Tyree Appleby	g	3-10	0-4	1-1	0	0	0	1	7	3	8	0	2	28	
02	Kasheem Thomas	g	2-7	0-1	4-4	0	0	0	0	8	1	0	0	0	22	
04	Seth Miller	*	0-1	0-1	0-0	0	3	3	1	0	1	0	0	1	8	
22	Jaalam Hill	*	7-11	1-2	3-3	1	3	4	2	18	1	2	1	1	29	
05	Rashad Williams		4-10	2-7	2-2	0	0	0	3	12	1	1	0	2	28	
11	Dontel Highsmith		1-3	0-1	0-0	1	2	3	1	2	1	0	0	2	20	
13	Stefan Kenic		6-10	2-3	4-4	4	5	9	4	18	1	1	0	1	24	
24	Dibaji Walker		1-3	0-2	2-3	0	0	0	2	4	0	0	0	1	13	
25	David Payne		0-0	0-0	0-0	0	0	0	0	0	0	0	0	0	1	
35	Deante Johnson		2-5	0-0	1-2	1	0	1	3	5	0	0	0	0	19	
Team						2	0	2								
Totals				26-61	5-21	17-21	9	13	22	19	74	10	12	2	11	200

FG % 1st Half: 11-30 36.7% 2nd half: 15-31 48.4% Game: 26-61 42.6% Deadball Rebounds 3,1
 3FG % 1st Half: 3-10 30.0% 2nd half: 2-11 18.2% Game: 5-21 23.8%
 FT % 1st Half: 6-7 85.7% 2nd half: 11-14 78.6% Game: 17-21 81.0%

IUPUI 90 • 10-7, 2-2 HL

#	Player		Total		3-Ptr	Rebounds					PF	TP	A TO Blk Stl				Min
			FG-FGA	FG-FGA		FT-FTA	Off	Def	Tot	A			TO	Blk	Stl		
24	HALL, Evan	f	5-6	0-0	0-4	2	5	7	4	10	2	1	0	0	21		
32	GOSS, Elyjah	f	5-9	0-1	6-6	5	8	13	3	16	3	1	1	2	27		
05	JUSTICE, Camron	g	5-9	1-3	2-2	0	1	1	2	13	6	4	0	0	32		
22	McCALL, D.J.	g	6-8	1-1	0-0	1	3	4	3	13	2	3	0	0	17		
23	WEATHERFORD, Grant	g	1-2	1-1	0-0	2	1	3	5	3	2	4	0	1	21		
00	MINNETT, Jaylen		2-7	2-6	2-4	0	2	2	1	8	3	1	0	2	25		
02	KEMP, Jakoby		0-0	0-0	0-0	0	0	0	0	0	0	0	0	0	1		
04	HANSEN, Jack		1-3	0-2	0-0	0	1	1	1	2	0	1	0	0	10		
10	ROGERS, Nick		3-5	1-2	5-6	1	0	1	1	12	3	2	0	2	22		
11	KENYON, Brandon		0-1	0-1	0-0	0	0	0	0	0	0	0	0	0	1		
15	ISMAIL, Ahmed		6-7	0-0	1-3	2	3	5	1	13	3	1	1	1	20		
25	JOHNSON, Trevor		0-1	0-0	0-0	0	0	0	0	0	1	0	0	0	2		
55	ALSTON, Daniel		0-0	0-0	0-0	0	1	1	0	0	0	1	0	0	1		
Team						2	0	2									
Totals				34-58	6-17	16-25	15	25	40	21	90	24	21	2	8	200	

FG % 1st Half: 16-29 55.2% 2nd half: 18-29 62.1% Game: 34-58 58.6% Deadball Rebounds 4,2
 3FG % 1st Half: 4-10 40.0% 2nd half: 2-7 28.6% Game: 6-17 35.3%
 FT % 1st Half: 3-7 42.9% 2nd half: 13-18 72.2% Game: 16-25 64.0%

Officials: Chris Pacsi,Brian Shore,Michael Kitts
 Technical fouls: Cleveland St.-None. IUPUI-None.
 Attendance: 1191

Score by periods	1st	2nd	Total
Cleveland St.	31	43	74
IUPUI	39	51	90

Last FG - CLEV 2nd-00:04, IUPUI 2nd-01:36.
 Largest lead - CLEV by 3 1st-15:59, IUPUI by 24 2nd-10:01.

Score tied - 2 times.
 Lead changed - 4 times.

GAME #19 • IUPUI 76, GREEN BAY 70 (GREEN BAY, WISC.)

IUPUI 76 • 11-8, 3-3 HL

#	Player		Total		3-Ptr	Rebounds			PF	TP	A	TO	Blk	Stl	Min
			FG-FGA	FG-FGA	FT-FTA	Off	Def	Tot							
24	HALL, Evan	f	4-8	0-0	3-4	1	4	5	2	11	0	4	2	0	28
32	GOSS, Elyjah	f	5-8	1-2	0-1	5	3	8	2	11	0	3	0	2	28
05	JUSTICE, Camron	g	5-15	1-8	5-7	1	5	6	2	16	3	4	0	3	34
22	McCALL, D.J.	g	5-11	0-0	8-9	3	5	8	2	18	1	5	0	5	34
23	WEATHERFORD, Grant	g	2-5	0-0	0-0	0	5	5	1	4	3	2	0	0	27
00	MINNETT, Jaylen		4-7	3-6	2-2	0	3	3	3	13	0	4	0	0	21
04	HANSEN, Jack		0-1	0-0	0-0	0	1	1	0	0	0	0	0	0	5
10	ROGERS, Nick		0-3	0-1	1-2	0	2	2	1	1	0	1	0	1	14
15	ISMAIL, Ahmed		1-1	0-0	0-0	4	1	5	3	2	1	1	0	0	9
Team						2	2	4							
Totals			26-59	5-17	19-25	16	31	47	16	76	8	24	2	11	200
FG % 1st Half: 15-32 46.9% 2nd half: 11-27 40.7% Game: 26-59 44.1% Deadball															
3FG % 1st Half: 2-7 28.6% 2nd half: 3-10 30.0% Game: 5-17 29.4% Rebounds															
FT % 1st Half: 3-5 60.0% 2nd half: 16-20 80.0% Game: 19-25 76.0% 1															

FG % 1st Half: 15-32 46.9% 2nd half: 11-27 40.7% Game: 26-59 44.1% Deadball Rebounds 1
 3FG % 1st Half: 2-7 28.6% 2nd half: 3-10 30.0% Game: 5-17 29.4%
 FT % 1st Half: 3-5 60.0% 2nd half: 16-20 80.0% Game: 19-25 76.0%

Green Bay 70 • 9-10, 3-3 HL

#	Player		Total		3-Ptr	Rebounds			PF	TP	A	TO	Blk	Stl	Min
			FG-FGA	FG-FGA	FT-FTA	Off	Def	Tot							
10	HEMPHILL, ShanQuan	f	5-8	0-0	1-2	2	2	4	4	11	1	3	0	2	22
15	PATTERSON, Manny	f	0-1	0-0	1-2	0	2	2	4	1	1	2	0	2	11
01	COHEN III, Sandy	g	7-15	3-8	5-6	1	7	8	2	22	3	3	1	2	37
02	PIPES, PJ	g	0-4	0-3	2-2	0	2	2	4	2	0	2	1	1	30
11	McCLOUD, JayQuan	g	5-13	3-7	5-5	1	1	2	2	18	2	3	0	2	30
12	McNAIR, Josh		2-3	0-0	0-0	1	3	4	3	4	1	1	4	3	19
13	BELL, Trevian		0-2	0-1	0-0	0	2	2	3	0	1	1	0	1	12
21	HANKERSON, Kameron		3-8	1-4	1-2	0	1	1	0	8	2	0	0	0	22
30	CRIST, Hunter		2-3	0-1	0-0	0	1	1	0	4	0	2	0	2	12
33	SCHWARTZ, Cody		0-3	0-2	0-0	1	0	1	1	0	0	2	0	0	5
	Team					0	2	2							
Totals			24-60	7-26	15-19	6	23	29	23	70	11	19	6	15	200

FG % 1st Half: 11-31 35.5% 2nd half: 13-29 44.8% Game: 24-60 40.0% Deadball Rebounds 3
 3FG % 1st Half: 3-13 23.1% 2nd half: 4-13 30.8% Game: 7-26 26.9%
 FT % 1st Half: 6-7 85.7% 2nd half: 9-12 75.0% Game: 15-19 78.9%

Officials: Dan Dorian, Steve Honacki, Brian McNutt
 Technical fouls: IUPUI-None. Green Bay-None.
 Attendance: 2655

Score by periods	1st	2nd	Total
IUPUI	35	41	76
Green Bay	31	39	70

Last FG - IUPUI 2nd-00:47, GB 2nd-01:16.
 Largest lead - IUPUI by 8 1st-04:44, GB by 8 2nd-08:38.
 IUPUI led for 25:00, GB led for 13:22. Game was tied for 01:38.

Score tied - 2 times.
 Lead changed - 5 times.

GAME #18 • YOUNGSTOWN STATE 82, IUPUI 76 (INDIANA FARMERS COLISEUM)

Youngstown St. 82 • 6-13, 2-4 HL

#	Player		Total		3-Ptr	Rebounds			PF	TP	A	TO	Blk	Stl	Min
			FG-FGA	FG-FGA	FT-FTA	Off	Def	Tot							
23	Olamide Pedersen	f	1-3	0-0	1-1	0	0	0	4	3	0	1	1	2	14
33	Naz Bohannon	f	4-8	0-1	0-0	2	5	7	1	8	1	2	0	1	28
02	Jelani Simmons	g	2-6	1-4	0-0	0	1	1	3	5	2	1	0	1	29
03	Darius Quisenberry	g	6-15	4-7	6-8	0	4	4	2	22	8	2	0	2	34
32	Garrett Covington	g	6-8	2-2	1-2	1	0	1	2	15	1	1	0	2	21
00	Antwan Maxwell		1-1	0-0	0-0	0	0	0	1	2	0	1	0	0	3
05	Kendale Hampton		0-1	0-0	0-0	0	0	0	1	0	0	1	0	0	2
13	Donel Cathcart		1-3	0-0	0-0	1	4	5	1	2	1	0	0	1	11
21	Noe Anabir		2-3	0-0	1-2	1	2	3	3	5	3	2	1	0	14
22	Devin Morgan		3-9	1-5	0-0	0	1	1	1	7	3	1	0	0	23
31	Michael Akuckie		4-6	3-5	0-0	2	4	6	0	11	1	0	0	0	17
42	Alex Holcombe		1-1	0-0	0-0	0	1	1	1	2	0	1	0	0	4
	Team					5	2	7							
Totals			31-64	11-24	9-13	12	24	36	20	82	20	13	3	8	200

FG % 1st Half: 15-33 45.5% 2nd half: 16-31 51.6% Game: 31-64 48.4% Deadball Rebounds 2
 3FG % 1st Half: 5-12 41.7% 2nd half: 6-12 50.0% Game: 11-24 45.8%
 FT % 1st Half: 5-7 71.4% 2nd half: 4-6 66.7% Game: 9-13 69.2%

IUPUI 76 • 10-8, 2-3 HL

#	Player		Total		3-Ptr	Rebounds			PF	TP	A TO Blk Stl				Min
			FG-FGA	FG-FGA	FG-FGA	Off	Def	Tot			A	TO	Blk	Stl	
24	HALL, Evan	f	3-4	0-0	0-0	1	3	4	2	6	0	0	3	0	17
32	GOSS, Elyjah	f	2-5	0-0	2-2	1	3	4	3	6	0	1	1	1	27
05	JUSTICE, Camron	g	5-14	2-8	1-2	0	1	1	4	13	2	3	0	0	36
22	McCALL, D.J.	g	5-12	0-1	4-5	2	4	6	0	14	1	1	1	1	31
23	WEATHERFORD, Grant	g	3-3	0-0	5-6	3	3	6	4	11	3	4	0	1	30
00	MINNETT, Jaylen		3-10	1-7	2-2	0	0	0	1	9	3	3	0	1	22
04	HANSEN, Jack		0-0	0-0	0-0	0	2	2	0	0	0	0	0	0	5
10	ROGERS, Nick		3-5	2-4	0-0	0	0	0	2	8	3	1	0	1	18
15	ISMAIL, Ahmed		3-8	0-0	3-4	4	3	7	0	9	1	0	0	0	14
	Team					1	2	3							
	Totals		27-61	5-20	17-21	12	21	33	16	76	13	13	5	5	200
	FG % 1st Half: 13-29		44.8%	2nd half: 14-32	43.8%	Game: 27-61	44.3%								Deadball Rebound 2,2
	3FG % 1st Half: 1-10		10.0%	2nd half: 4-10	40.0%	Game: 5-20	25.0%								
	FT % 1st Half: 11-13		84.6%	2nd half: 6-8	75.0%	Game: 17-21	81.0%								